



MOBILE MIXERS

PARTS MANUAL

203 - 253 - 303

TRAILER AND STATIONARY MODELS

Serial number up to _____

Harsh International, Inc.
600 Oak Ave.
Eaton, CO 80615
(970) 454-2291
Fax: (970) 454-3491
lpd@harshenviro.com

Price: \$2.50

Parts book number: **102875D**

TABLE OF CONTENTS

HARSH Mobile Mix Limited Warranty	4
Parts Ordering Information	7
Mixer Orientation	8
Trailer Frame	9
Driveline – Trailer	10
Auger Assembly	12
Rear Drive	14
Discharge Group - Triple Short.....	16
Discharge Group - Triple Extended	20
Discharge Door Group	24
Trailer Hydraulics	26
Electric Control-Hydraulics	27
Integral Hydraulics	28
Drop Chute Cylinder	29
Discharge Door Cylinder	30
Liners & Hay Shelves	31
Door Marker – Trailer	33
Rear Oil Bath	34
Chain Closure	35
Chain Closure Door	37
Mixer Decals	39
Tub Guard	41
Stationary Parts	42
Stationary Drive/With Welded Drive Shaft 303	43
Stationary Drive/With Welded Drive Shaft 203 & 253	45

Harsh Mobile Mix Limited Warranty

Harsh International warrants each new Harsh Mobile Mix Feeder or Harsh Stationary Mixer to be free from defects in material and workmanship for a period of one year from date of delivery. This warranty does not extend to any claim arising from or occasioned by any misuse, neglect, improper installation, overloading, failure to properly operate and maintain, or introducing into the mixer materials uncommon to normal mixing, Further, the warranty does not extend to mixers or parts thereof which have been altered or repaired at places other than the Harsh factory, nor shall the warranty apply if any accessories other than Harsh accessories or those sold by Harsh have been affixed.

This warranty does not cover failures caused by:

- Improper operation
- Unauthorized modifications
- Unauthorized repairs
- Use of Non Harsh parts
- Neglected maintenance, including chain tensioner adjustment
- Usage contrary to the intended purpose of the equipment

This Warranty does not cover replacement of Wear and Maintenance items including, but not limited to:

- Lubricants
- Filters
- Hoses
- Tires
- Augers
- Chains
- Idlers
- Bearings
- Pumps
- Motors
- Sprockets

Harsh Mobile Mix Limited Warranty

Warranty Notice Required. In order to submit a claim of the limited warranty, written notice to Harsh must be given at its factory in Eaton, Colorado, 80615, within the one year warranty period. Within such written notice the buyer must submit a request for a Return Goods Authorization. Upon receipt of the Returned Goods Authorization, the buyer will return the material which is claimed to be defective to Harsh, F. O. B. its plant within 30 days after the buyer has received the Returned Goods Authorization. Thereafter, Harsh, at its election, shall either (A) repair, (B) replace, or (C) repay the price thereof.

Warranty Validation Certificate Required. The warranty provided herein shall not take effect until the application and registration form (Warranty Validation Certificate), which is provided at the time of purchase and installation is completed by the owner and returned to Harsh. Harsh does not transfer to any of its dealers, distributors, or agents the right to warranty on its behalf. If said dealer or distributor in performing a service or repair, returns to the Harsh factory on behalf of the buyer, such parts or mixer, the existence, validity, and applicability of the warranty regarding such part or mixer remains solely the prerogative of Harsh and not such dealer or distributor.

Limitation of Remedy. The remedies provided herein shall be the sole and exclusive remedies available to the buyer, its heirs, successors, and assigns. If such limitation is unenforceable, than notwithstanding anything herein to the contrary, the maximum damages for which Harsh may or shall be liable shall be the sales price for the part, component, or assembly claimed to be defective. Harsh shall not be liable for consequential damages including loss of profits, personal injury or death, property damages, or any other commercial loss arising out of any claimed failure or defect of the Harsh product.

Exclusive and Sole Warranty. The warranty provided herein is the sole and only warranty and there is no warranty of merchantability, fitness for a particular purpose, warranty arising from a course of dealing or usage of trade or any other implied or express warranty except made specifically provided herein.

Harsh does not assume responsibility for shipping or travel expenses and reserves the right to make improvements to any model without notice.

Harsh Mobile Mix Limited Warranty

IMPORTANT NOTICE

To enable us to better serve your needs, please fill out the following warranty information and return this page to Harsh International. This allows Harsh to transfer your information into our computer system. With this information we can bring up your records with all the current invoicing, serial numbers, or model numbers needed for future reference.

Thank You

Harsh International, Inc.
600 Oak Street
Eaton, Colorado 80615

Harsh Mobile Mix Limited Warranty

WARRANTY VALIDATION CERTIFICATE & DELIVERY CHECKLIST

In order to insure the unit is delivered to the customer in a fully operational condition please fill out the following inspection form and return it to Harsh International. This form must be returned to Harsh prior to processing any customer warranty claims.

Hydraulic System

- Oil Tank Level
- System Leaks
- Operation of System & Controls
- Engine Mount Pump

Drive System

- PTO Control Operation
- Bearings Lubricated
- Chains Lubricated
- Gearbox Levels
- Main Augers & Tub Clear of Obstruction

Discharge System

- Chains Adjusted
- Spout & Bearings Lubricated
- System Control Operational

- Safety Instructions have been read, demonstrated, and clearly understood.

Notes & Comments: _____

Owners Name: _____

Address: _____

City, State: _____

Zip Code: _____

Phone Number: _____

Delivery Date: _____

SERIAL NUMBER _____

The above items have been checked and performed per the instructions in the operators manual. The manual has been received and delivered to the owner.

Signed by Dealer/Representative

Signed by Customer

(Specifications Subject to Change Without Notice)

PARTS ORDERING INFORMATION

To assure continued safe and efficient operation and to maintain the validity of your warranty use only genuine Harsh replacement parts. To obtain the correct parts for your mixer, contact the nearest Harsh equipment dealer in your area. If no Harsh dealer is available, contact Harsh International Inc., 600 Oak Avenue, Eaton, CO 80615, (303) 454-2291.

When ordering parts, be sure to know the Model and Serial numbers of the machine. For the quickest service when ordering by phone, be prepared to state the part number and description as well as the Parts Manual part number, the page number and item number of the part(s) you are ordering.

Always have repairs performed by qualified Service Personnel from your Harsh dealer.

All information, illustrations and specifications contained in this manual are based on the latest product information available at the time of printing.

Harsh International, Inc. reserves the right to make changes to manuals, parts or assemblies at any time without prior notice.

REPLACEMENT MANUALS

Replacement or extra Operator's Manuals and Parts Manuals can be downloaded on our website www.harshenviro.com or contact your local dealer.

All Operator's Manual's and Parts Manuals are ordered by Model number and Serial number of your unit.

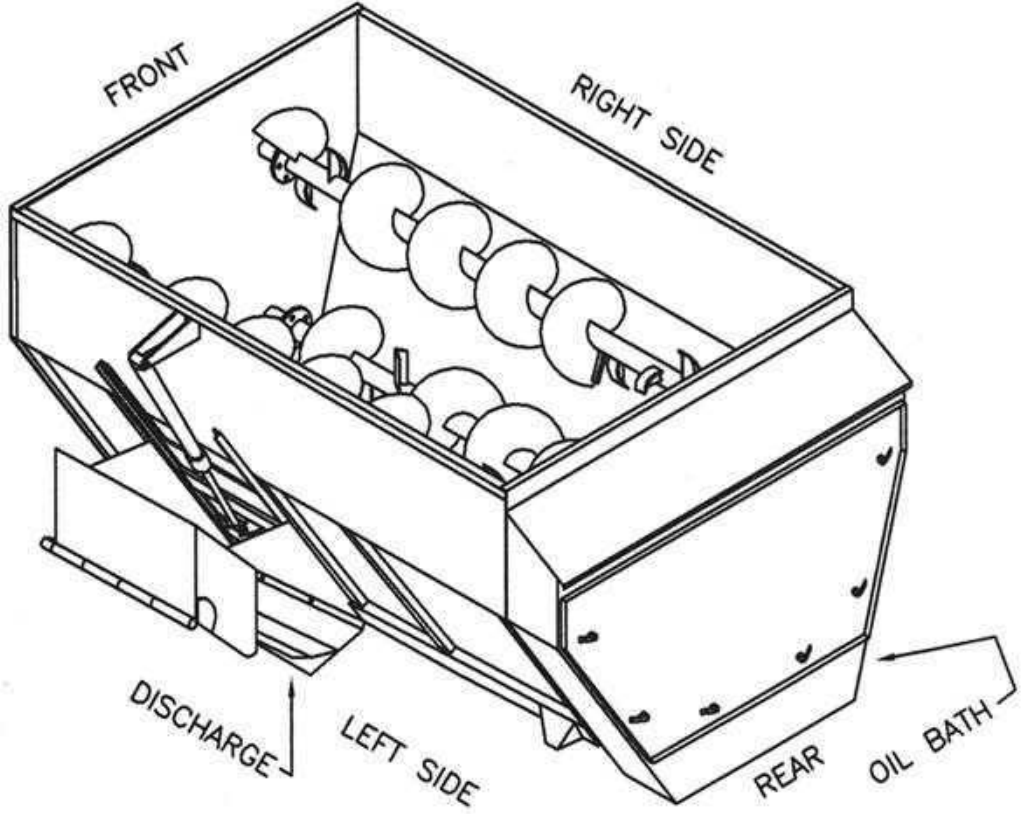
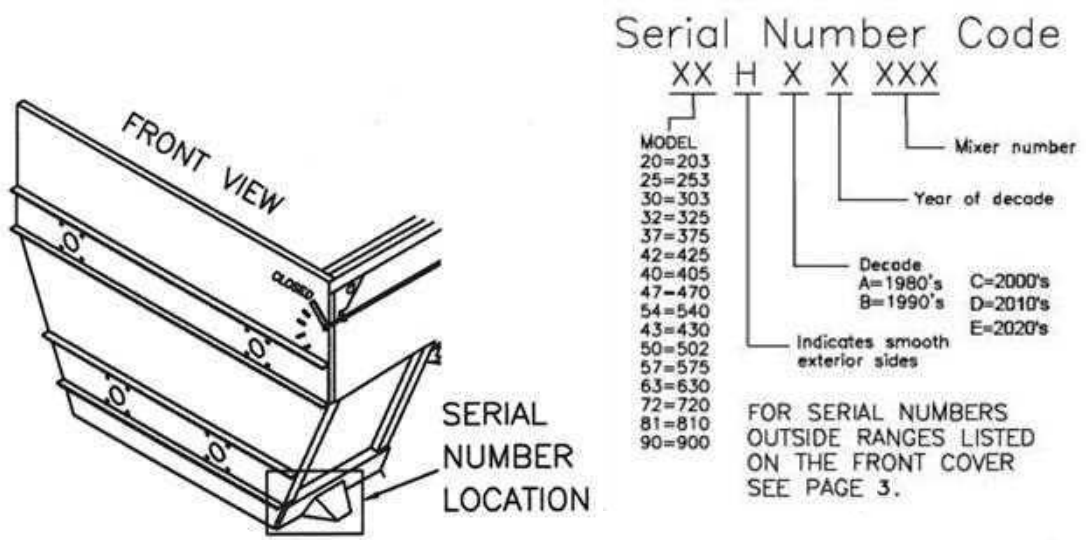
There is a nominal cost for each manual ordered.

!!!! IMPORTANT !!!!

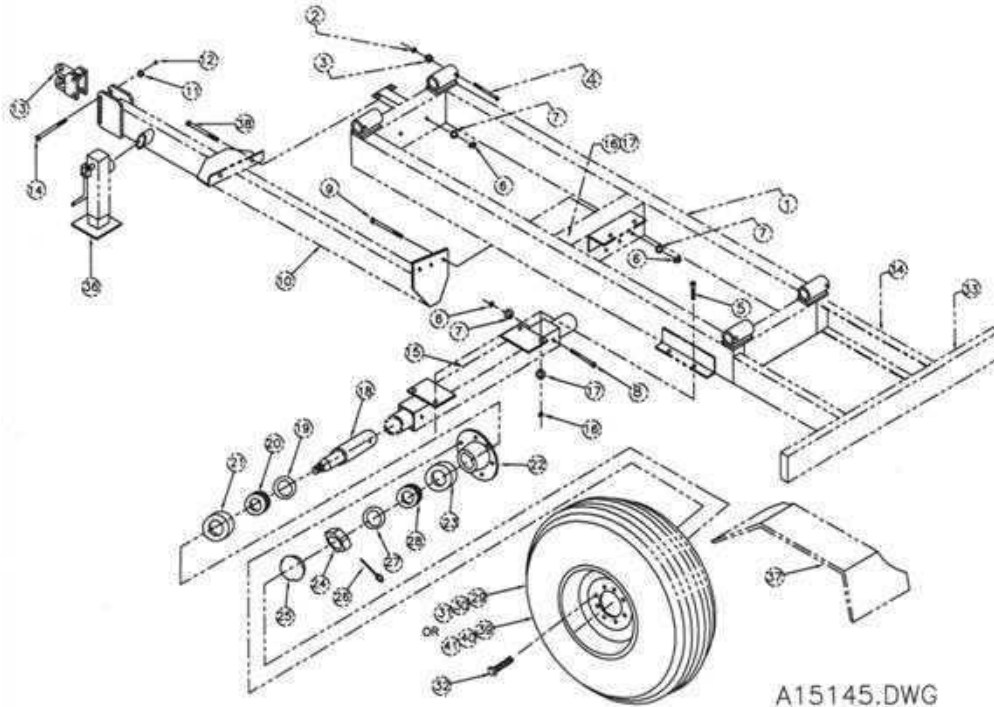
Before attempting to operate, inspect, adjust, repair or replace any part of your machine be sure to be thoroughly familiar with your Operator's Manual and observe all safety notices; both printed in the manual and on decals located on the machine.

**FAILURE TO OBSERVE THESE SAFETY RULES COULD RESULT IN
SERIOUS INJURY AND/OR PROPERTY DAMAGE!**

Mixer Orientation



TRAILER FRAME



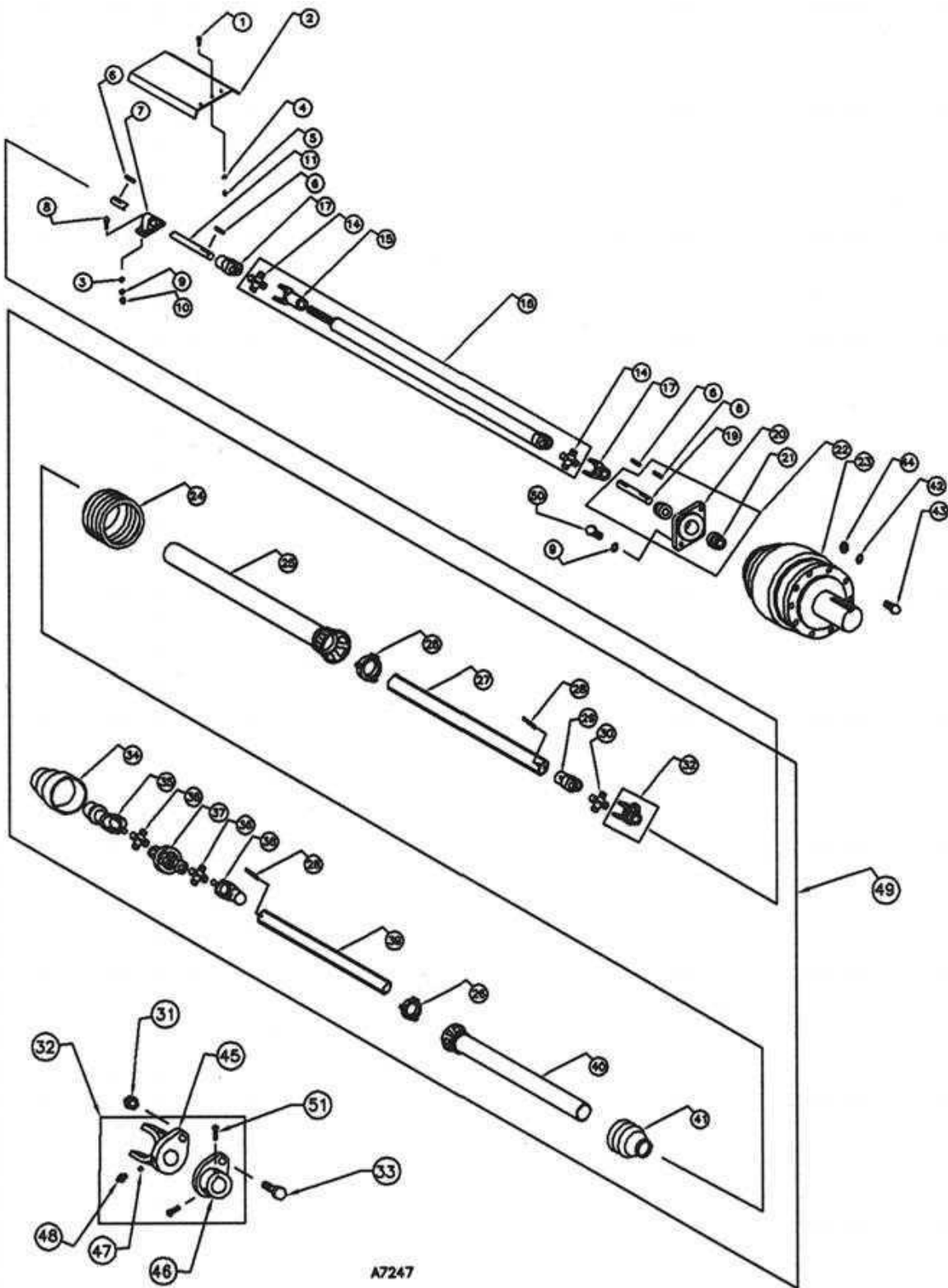
A15145.DWG

ITEM	PART #	QTY	DESCRIPTION	ITEM	PART #	QTY	DESCRIPTION
1	A17879	AR	TRAILER FRAME ASS'Y (203)	22	101924	2	HUB
1	A17878	AR	TRAILER FRAME ASS'Y (253)	23	101923	2	BEARING CUP
*1	A18192	AR	TRAILER FRAME ASS'Y (303)	24	101926	2	NUT
*1	A17887	AR	TRAILER FRAME ASS'Y (303)	25	101927	2	HUB CAP
2	100254	4	NUT	26	101929	2	COTTER PIN
3	100271	4	WASHER, LOCK	27	100173	2	WASHER
4	100545	4	SCREW, HEX HD CAP	28	101921	2	BEARING CONE
5	101891	4	SCREW, HEX HD CAP	*29	101302	2	TIRE, 10 X 20 RAD. IMPLEMENT
6	300826C	7	NUT	*30	101303	2	TUBE, 10 X 20 RADIAL
7	100272	7	WASHER, LOCK	*31	101301	2	RIM, 8 X 20 - 8 HOLE
8	101811	2	SCREW, HEX HD CAP	*102589		2	WHEEL ASSEMBLY, STANDARD
9	101893	3	SCREW, HEX HD CAP	32	101925	16	BOLT, LUG
10	A15253	1	TONGUE	33	15429	1	BUMPER, REAR
11	100273	2	WASHER, LOCK	34	17890	2	BUMPER, EXTENSION
12	100378	2	NUT	36	101944	1	JACK
13	A15248	1	HITCH	37	16740	2	FENDER, TUB MOUNT (203,303)
14	101394	2	SCREW, HEX HD CAP	37	17168	1	FENDER, TUB MOUNT RH (253)
15	A15252	1	AXLE ASSEMBLY	37	16878	1	FENDER, TUB MOUNT LH (253)
16	101446	4	NUT	38	101892	2	SCREW, HEX HD CAP
17	100554	4	WASHER, LOCK	*39	102593	2	TIRE, 40 X 14 AIRPLANE
18	15373	2	SPINDLE	*40	102594	2	TUBE, 40 X 14 AIRPLANE
	*A15374	2	SPINDLE ASSEMBLY	*41	102595	2	RIM, 16 X 13 - 8 HOLE
19	101928	2	SEAL	*42	102601	2	FLAP, 16 X 13 CEN. VALVE HOLE
20	101920	2	BEARING CONE	*102582		2	WHEEL ASSEMBLY, AIRPLANE
21	101922	2	BEARING CUP				

NOTE: AR - AS REQUIRED

- *1 - A18192 - TRAILER FRAME ASSEMBLY FOR 303 WITH LOAD CELL.
- *1 - A17887 - TRAILER FRAME ASSEMBLY FOR 303 WITH WEIGH BAR.
- *A15374 - INCLUDES SPINDLE #15373, NUT #101926, WASHER #100173, AND COTTER PIN #101929.
- *29, 30, 31 - STANDARD TIRE ASSEMBLY.
- *102589 - INCLUDES TIRE #101302, TUBE #101303, AND WHEEL #101301.
- *39, 40, 41, 42 - OPTIONAL TIRE ASSEMBLY.
- *102582 - INCLUDES TIRE #102593, TUBE #102594, WHEEL #102595, AND FLAP #102601.

DRIVELINE - TRAILER



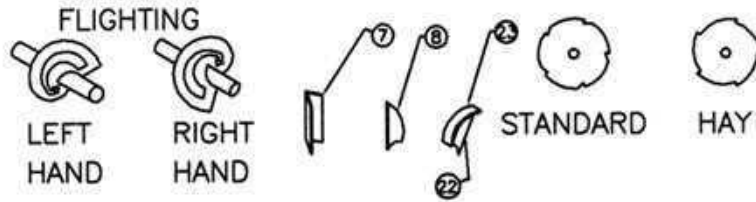
A7247

DRIVELINE - TRAILER

ITEM	PART #	QTY	DESCRIPTION	ITEM	PART #	QTY	DESCRIPTION
1	101819	3	SCREW	27	102055	1	OUTER PROFILE
2	17892	1	DRIVE LINE SHIELD	28	102053	2	ROLL PIN
3	100838	4	WASHER, FLAT	29	102056	1	YOKE
4	100304	3	LOCK WASHER	30	102057	1	CROSS
5	100221	3	NUT	31	102574	1	NUT
6	10983	3	KEY	32	102331	1	SHEAR CLUTCH ASSEMBLY
7	100055	2	BEARING, PILLOW BLOCK	33	102570	1	SHEAR BOLT
8	102482	4	SCREW	34	102061	1	CV CONE
9	100272	8	LOCK WASHER	35	102047	1	YOKE, 540 RPM 6 SPLINE
10	300826C	4	NUT	36	102052	2	CROSS
11	15346	1	DRIVE SHAFT (203, 253)	37	102049	1	DOUBLE YOKE
11	15347	1	DRIVE SHAFT (303)	38	102051	1	INNER YOKE
14	100785	2	CROSS	39	102054	1	INNER PROFILE
15	100881	1	SLIP YOKE	40	102059	1	SHIELD TUBE
16	100884	1	DRIVE SHAFT (203, 253)	41	102062	1	3 RIB CONE
16	102555	1	DRIVE SHAFT (303)	42	100272	10	WASHER
17	100598	2	YOKE	43	100230	10	SCREW
19	15167	1	INPUT ADAPTER SHAFT	44	100250	10	NUT, HEX
20	A15170	1	INPUT ADAPTER	45	4389	1	SHEAR YOKE
21	101827	2	BEARING	46	4393	1	HUB, 1 1/4 DIA.
22	A15707	1	INPUT ADAPTER SHAFT ASSEMBLY	47	4391	24	BALL
23	101913	1	GEAR BOX PLANETARY 10.8:1	48	4390	1	ZERK, GREASE
24	102063	1	5 RIB CONE	49	102330	1	DRIVE SHAFT - 540 RPM, 6 SPLINE
25	102060	1	SHIELD TUBE	50	101444	4	SCREW
26	102058	2	BEARING PLATE	51	103340	2	SET SCREW

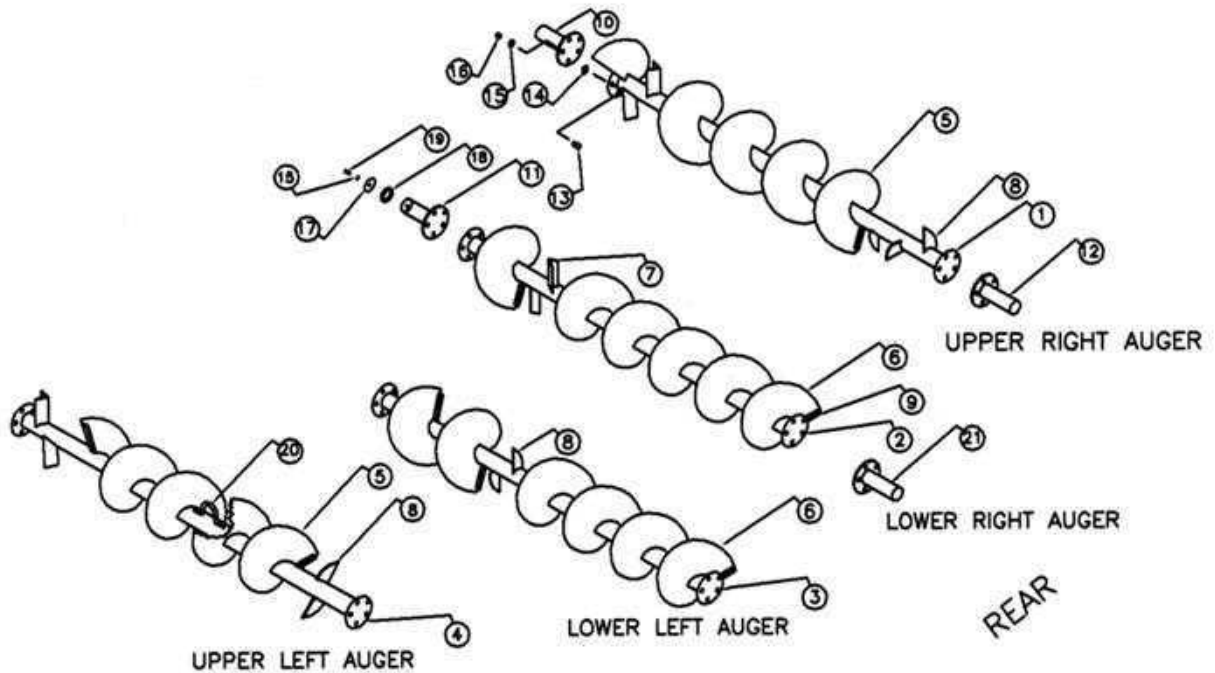
AUGER ASSEMBLY

TYPICAL EXAMPLE



TO DETERMINE FLIGHTING TYPE:
 COMPARE THE FLIGHTING WITH THE THREADS OF A BOLT AND IF THE FLIGHTING IS WRAPPED AROUND THE PIPE EXTENDING AWAY FROM YOU IN A CLOCKWISE DIRECTION THEN IT IS RIGHT HAND (RH) FLIGHTING IF THE FLIGHTING IS WRAPPED AROUND THE PIPE EXTENDING AWAY FROM YOU IN A COUNTER CLOCKWISE DIRECTION THEN IT IS LEFT HAND (LH) FLIGHTING.

BEARINGS: SEE REAR DRIVE



NOTE:

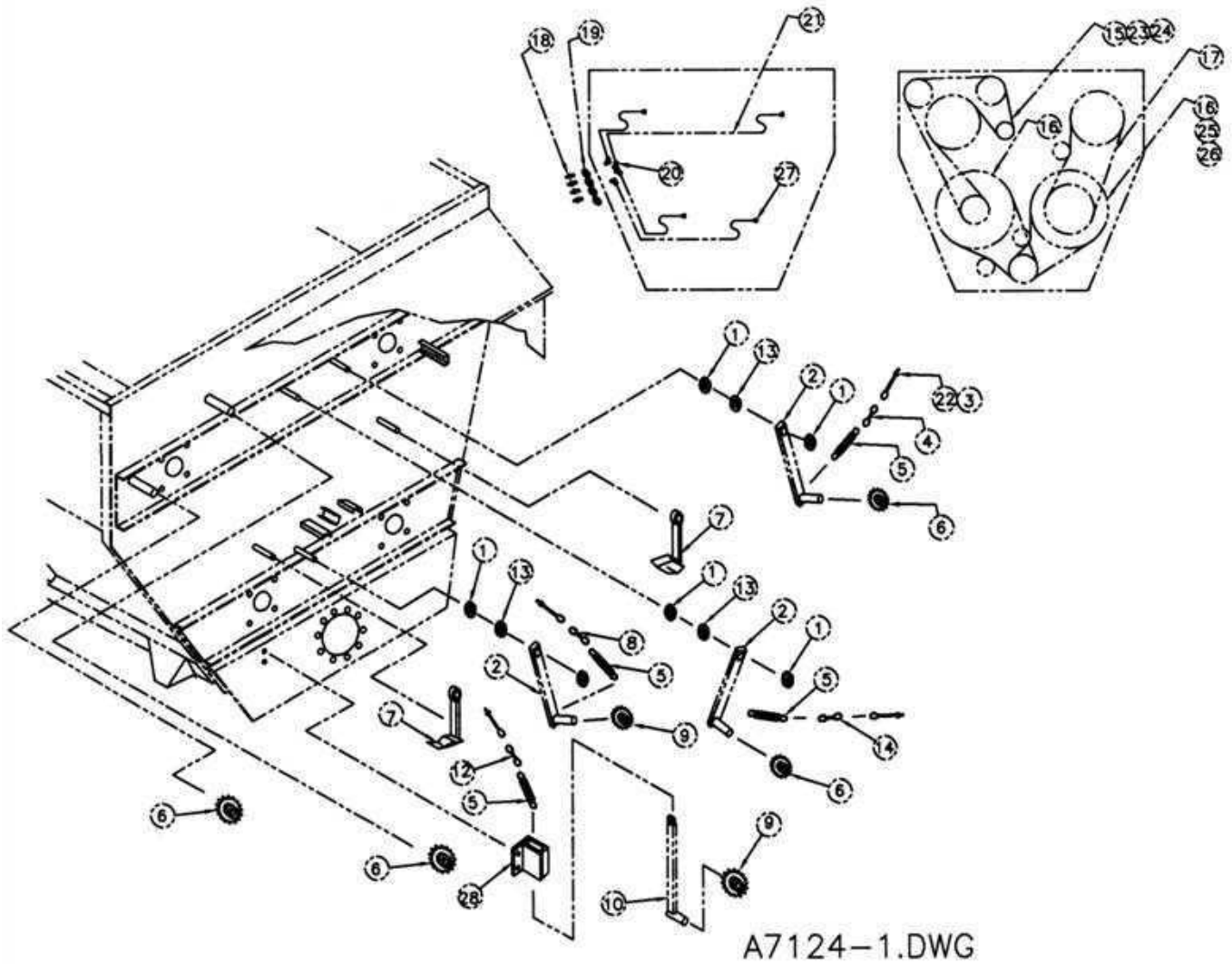
THESE ARE NOT ACTUAL FLIGHTING ARRANGEMENTS, THESE DRAWINGS ARE FOR ILLUSTRATION ONLY. YOU MUST CHECK ORIGINAL FLIGHTING SIZE AND ARRANGEMENT BEFORE ORDERING REPLACEMENT FLIGHTING. SEE AUGER ORDER FORM.

AUGER ASSEMBLY

ITEM	PART #	QTY	DESCRIPTION	ITEM	PART #	QTY	DESCRIPTION
1	A17935	1	AUGER, UPPER RIGHT (203 FEED)	13	A16058	4	STUB SHAFT, REAR
1	A17948	1	AUGER, UPPER RIGHT (203 HAY)	14	100321	32	SCREW, HEX HD CAP
1	A17938	1	AUGER, UPPER RIGHT (253 FEED)	15	16055	2	WASHER, FLAT
1	A17952	1	AUGER, UPPER RIGHT (253 HAY)	16	100273	34	WASHER, LOCK
1	A17943	1	AUGER, UPPER RIGHT (303 FEED)	17	100248	32	NUT
1	A17957	1	AUGER, UPPER RIGHT (303 HAY)	18	100337	2	SCREW, HEX HD CAP
2	A17937	1	AUGER, LOWER RIGHT (203 FEED)	19	16057	2	SPACER, STUB SHAFT
2	A17946	1	AUGER, LOWER RIGHT (203 HAY)				
2	A17940	1	AUGER, LOWER RIGHT (253 FEED)				5" TUBE FLIGHTING AND KICKERS
2	A17950	1	AUGER, LOWER RIGHT (253 HAY)	5	16381	AR	FLT, RIGHT HAND (FEED)
2	A17945	1	AUGER, LOWER RIGHT (303 FEED)	5	16380	AR	FLT, LEFT HAND (FEED)
2	A17954	1	AUGER, LOWER RIGHT (303 HAY)	5	15360	AR	FLT, RIGHT HAND (HAY)
3	A17936	1	AUGER, LOWER LEFT (203 FEED)	5	15361	AR	FLT, LEFT HAND (HAY)
3	A17947	1	AUGER, LOWER LEFT (203 HAY)	7	15575	AR	KICKER, STANDARD
3	A17941	1	AUGER, LOWER LEFT (253 FEED)	9	15947	AR	KICKER, SHARK FIN
3	A17951	1	AUGER, LOWER LEFT (253 HAY)	10	15577	AR	KICKER, STANDARD 2ND PART
3	A17944	1	AUGER, LOWER LEFT (303 FEED)				
3	A17955	1	AUGER, LOWER LEFT (303 HAY)				6 1/2" TUBE FLIGHTING AND KICKERS
4	A17934	1	AUGER, UPPER LEFT (203 FEED)	6	16383	AR	FLT, RIGHT HAND (FEED)
4	A17949	1	AUGER, UPPER LEFT (203 HAY)	6	16382	AR	FLT, LEFT HAND (FEED)
4	A17939	1	AUGER, UPPER LEFT (253 FEED)	6	15362	AR	FLT, RIGHT HAND (HAY)
4	A17953	1	AUGER, UPPER LEFT (253 HAY)	6	15363	AR	FLT, LEFT HAND (HAY)
4	A17942	1	AUGER, UPPER LEFT (303 FEED)	7	15576	AR	KICKER, STANDARD
4	A17956	1	AUGER, UPPER LEFT (303 HAY)	8	15942	AR	KICKER, ANGLE
11	A16048	2	STUB SHAFT, UPPER FRONT	9	15943	AR	KICKER, SHARK FIN
12	A16049	2	STUB SHAFT, LOWER FRONT	10	15577	AR	KICKER, STANDARD 2ND PART

NOTE: AR - AS REQUIRED

REAR DRIVE

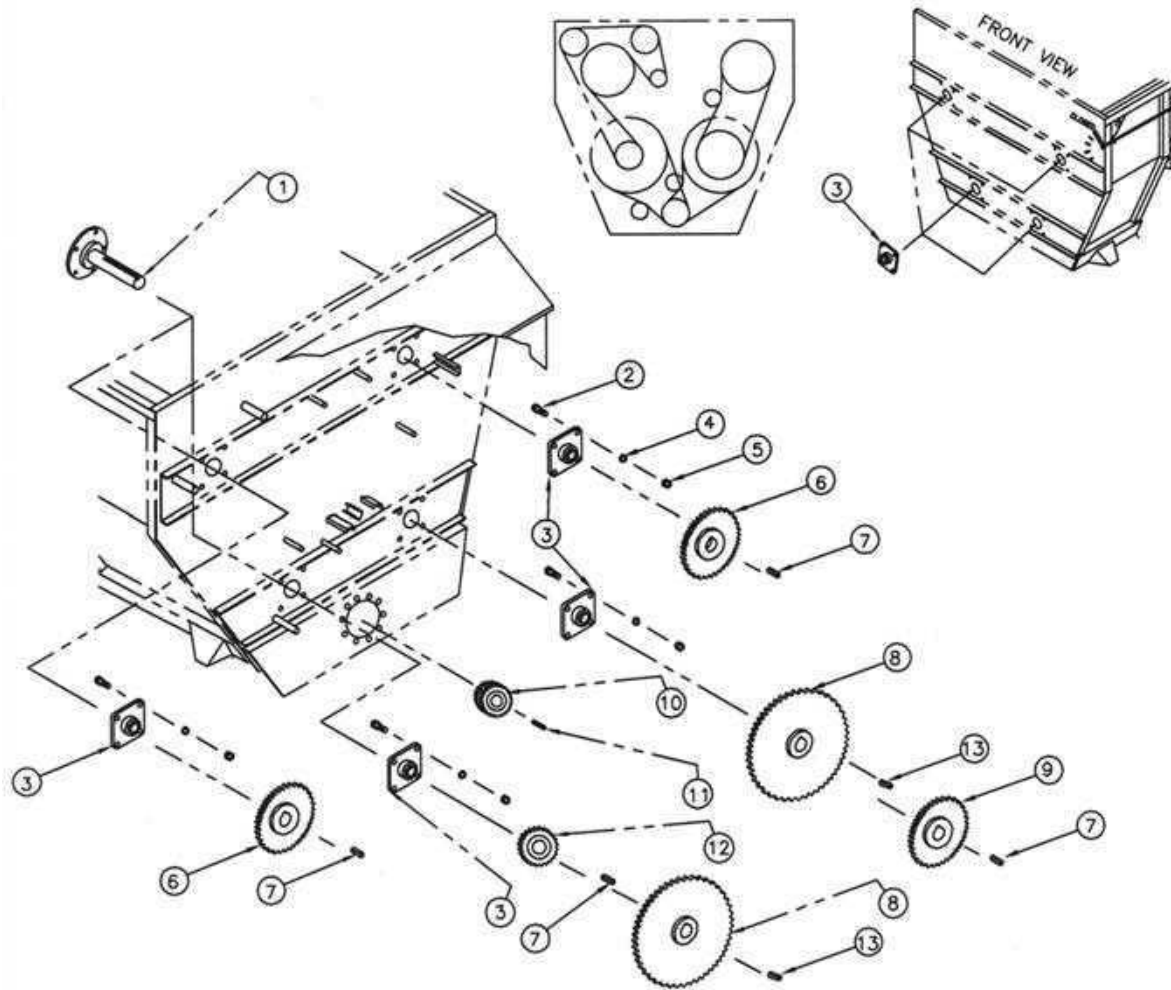


REAR DRIVE

ITEM	PART #	QTY	DESCRIPTION	ITEM	PART #	QTY	DESCRIPTION
1	101829	6	SET COLLAR	16	102025	2	CHAIN W/CONNECTOR (203,253)
2	A17868	3	TENSIONER ARM ASS'Y	16	102406	2	CHAIN W/CONNECTOR (303)
3	101840	4	EYE BOLT	17	101990	1	CHAIN W/CONNECTOR & OFFSET
4	7070514	1	CHAIN 3 LINKS	18	100218	4	GREASE ZERK
5	101831	4	SPRING	19	100300	4	WASHER, FLAT
6	A13374	4	SPROCKET W/ BEARING	20	102797	4	FITTING, COMPRESSION
7	A18102	2	OILER ASS'Y	21	6060031	1	TUBING, ALUMINUM 16'
8	7070514	1	CHAIN 6 LINKS	22	100254	8	NUT, HEX
9	A13375	2	SPROCKET W/ BEARING	23	100293	AR	CONNECTOR LINK
1	A17869	1	SLIDE TENSIONER ASS'Y	24	100314	AR	OFFSET LINK
12	7070514	1	CHAIN 8 LINKS	25	100316	AR	CONNECTOR LINK
13	102355	3	BEARING, NYLON	26	100315	AR	OFFSET LINK
14	7070514	1	CHAIN 2 LINKS	27	102759	4	FITTING, COMPRESSION
15	101991	1	CHAIN W/CONNECTOR	28	A17877	1	TENSIONER GUIDE ASSEMBLY

NOTE: AR - AS REQUIRED

REAR DRIVE

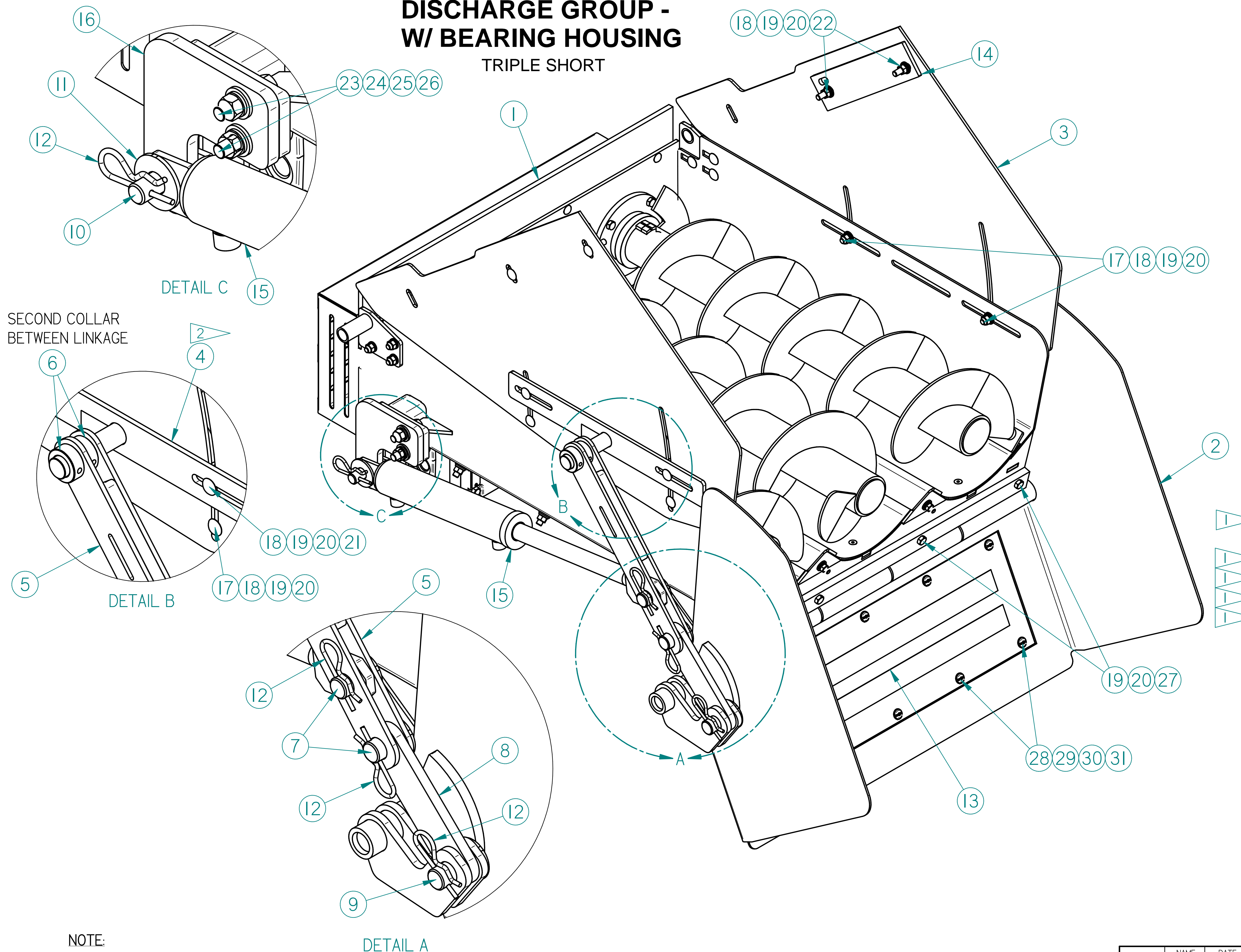


ITEM	PART #	QTY	DESCRIPTION	ITEM	PART #	QTY	DESCRIPTION
1	A16058	4	FLANGED STUB SHAFT ASSY	8	102772	2	SPROCKET, 60 TOOTH
2	100555	32	SCREW, HEX HD	9	102773	1	SPROCKET, 32 TOOTH
3	101707	8	BEARING	10	102399	1	SPROCKET, 14 TOOTH
4	100554	32	WASHER, LOCK	11	4435	1	KEY, SQUARE
5	100252	32	NUT, HEX	12	102774	1	SPROCKET, 23 TOOTH
6	102775	2	SPROCKET, 36 TOOTH	13	17101	2	KEY, SQUARE
7	12892	4	KEY, SQUARE				

DISCHARGE GROUP - W/ BEARING HOUSING

TRIPLE SHORT

REVISION HISTORY			
REV	DESCRIPTION	DATE	APPROVED



ITEM #	QTY	PART #	DESCRIPTION
31	10	100297	NUT, HEX 5/16
30	10	100170	WASHER, LOCK 5/16
29	10	100713	WASHER, FLAT 5/16
28	10	102283	SCREW, TRUSS HEAD, 5/16-18 UNC x 3/4 GR 2
27	4	101716	SCREW, HX HD CAP 3/8-16 UNC X 1 1/4
26	2	103795	NUT, HEX 1/2-13
25	2	100272	WASHER, 1/2 LOCK
24	2	100838	WASHER, 1/2 FLAT
23	2	103846	SCREW, HX HD CAP 1/2 -13 UNC X 2
22	4	101996	SCREW, CARRIAGE HD 3/8-16 UNC X 1 1/2 GR5
21	2	104164	SCREW, 3/8-16 X 1 1/4 CARRIAGE
20	14	100254	NUT, HEX 3/8 -16 UNC GR 5
19	14	100271	WASHER, LOCK 3/8"
18	10	100300	WASHER, FLAT 3/8" USS
17	4	102096	SCREW, CARRIAGE HD 3/8-16 X 1 GR 5
16	1	22606	DROP CHUTE, CYL MOUNT (BOLTED)
15	1	A22384	CYLINDER ASSY, DROP CHUTE -NEW
14	2	16078	BAR, SPACER 1/4 X 2 1/2 X 11
13	1	101249	MAGNET, 8 X 25
12	4	101018	CLIP, HAIR PIN
11	1	100556	WASHER, 3/4 FLAT
10	1	A21476	PIN ASSY, HEIGHT CONTROL
9	1	A22203	PIN ASSEMBLY, 1" X 2 3/8" LG.
8	1	22795	LINKAGE, DROP CHUTE CYLINDER (SHORT)
7	2	A23191	PIN ASSEMBLY, 1" DIA. X 1 5/8" LONG
6	2	101829	COLLAR, SET SCREW 1 ID X 1 5/8 OD
5	1	A23189	DROP CHUTE LINKAGE ASSEMBLY
4	1	A22609	LINKAGE MOUNT PLATE ASSY - SHORT
3	2	17865	DISCHARGE HANGER SHORT, 200'S
2	1	A24805	DROP CHUTE ASSY, 200'S TRIPLE
1	1	A24803	DISCH ASSY, 200'S TRIPLE SHORT W/BEARING HOUSING

NOTE:

1 THESE ITEMS ARE IN PARTS BAG #A7616

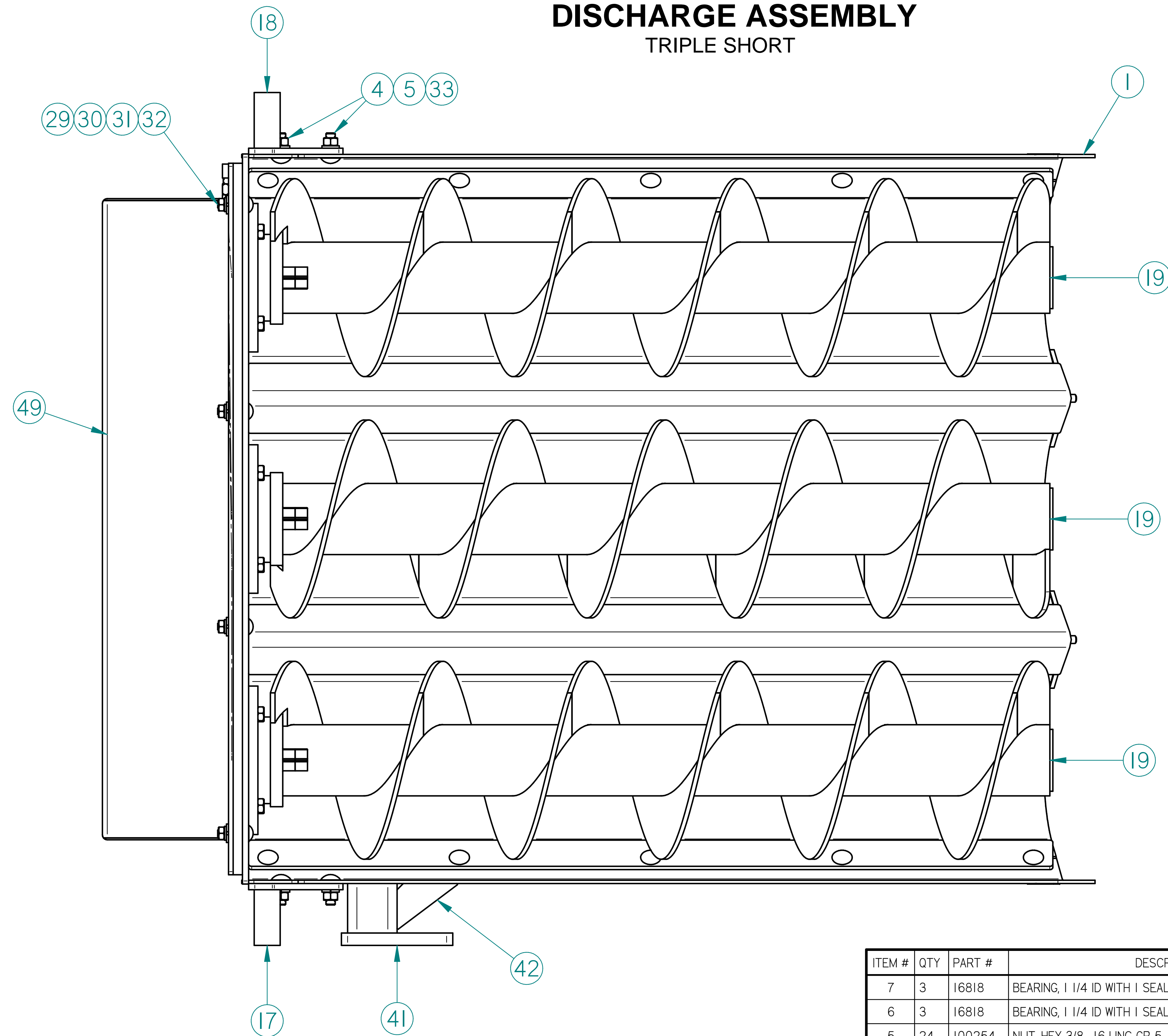
2 ALIGN BOTTOM OF LINKAGE MOUNT PLATE ASSEMBLY (ITEM #4) TO TOP OF DISCHARGE SIDE CENTERED IN SLOTS

DRAWN	NAME	DATE
CHECKED	Cole	02/02/21
ENG APPR		
MGR APPR		

HARSH INTERNATIONAL INC. 800.546.4141 8470N. CO. RD. 504	
TITLE DISCH GROUP, 200'S TRIPLE SHORT W/BEARING HOUSING	
SIZE D	DWG NO A8567
FILE NAME: 8567.dft	REV NR
SCALE:	WEIGHT:
	SHEET 1 OF 1

DISCHARGE ASSEMBLY

TRIPLE SHORT



REVISION HISTORY			
REV	DESCRIPTION	DATE	APPROVED

ITEM #	QTY	PART #	DESCRIPTION
50	4	101846	SCREW, HX HD CAP 3/8 - 16 X 1
49	1	A24813	CHAIN GUARD ASSY, 200'S DISCHARGE
48	1	104018	JAM NUT, 5/8-18 UNF GR 5
47	1	103790	SQ HD SET SCREW 5/8-11 X 3 LG
46	1	24699	TAB, DISCHARGE MOTOR CHAIN TENSIONER
45	1	6060031	GREASE LINE
44	1	6060031	GREASE LINE
43	1	6060031	GREASE LINE
42	1	24802	GUSSET, 1/4 X 1 7/8 X 2 1/2
41	1	A24801	DISCHARGE CYL MNT ASSY
40	1	24799	DISCHARGE MOTOR MNT.
39	4	101250	SCREW, HEX HD CAP 3/8-16 X 1 GR5
38	1	101661	SCREW, HX HD CAP 3/8-16 X 4
37	1	24798	TENSIONER, DISCH MOTOR - TRIPLE
36	1	101900	MOTOR, WHITE HYDRAULICS
35	1	101898	CHAIN, #60 37 PITCHES W/ CONNECTOR & OFFSET
34	1	102128	SPROCKET, H60B17 1" BORE SPECIAL HUB
33	6	102096	SCREW, CARRIAGE HD 3/8-16 X 1 GR 5
32	4	100297	NUT, HEX 5/16
31	4	100170	WASHER, LOCK 5/16
30	4	100713	WASHER, FLAT 5/16
29	4	104189	SCREW, CARRIAGE HD 5/16-18 X 1 1/4
28	7	100300	WASHER, FLAT 3/8" USS
27	1	104207	SCREW, CARRIAGE HD 3/8-16 X 2 3/4 GR 5
26	2	101897	CHAIN, #60 39 PITCHES W/ CONNECTOR & OFFSET
25	2	22132	UHMW TENSION BLOCK
24	3	103040	SNAP RING, 1-1/4" SHAFT
23	2	15309	KEY, SQUARE 5/16 X 1 3/4
22	2	24797	SPROCKET, HDS60A13 BORED TO 1 1/4
21	1	A22127	CHAIN STAND-OFF ASSY (LONG)
20	1	A22130	CHAIN STAND-OFF ASSY (SHORT)
19	3	A24796	DISCH AUGER ASSY -SHORT W/BEARING HOUSING - 200'S
18	1	A24792	DISCHARGE MOUNT ASSY (LEFT)
17	1	A24793	DISCHARGE MOUNT ASSY (RIGHT)
16	1	24790	STRAP, BACKPLATE FILLER (TRIPLE)
15	1	24789	FILLER, DISCHARGE BACKPLATE (TRIPLE)
14	3	102759	FITTING, COMPRESSION 1/8 NPT (M) X 1/4 STR.
13	3	102797	FITTING, COMPRESSION, 1/8 NPT (F) 1/4x90deg
12	3	102454	GREASE FITTING, 1/8 NPT (F)
11	1	15308	KEY, SQUARE 5/16 X 1 1/4
10	1	100072	SPROCKET, H60B13
9	3	A24788	DISCH AUGER SHAFT ASSY - BEARING HOUSING - 200'S
8	3	16608	CAP, DISCHARGE BEARING 3 3/4 OD X 1 1/4 ID
7	3	16818	BEARING, 1 1/4 ID WITH 1 SEAL REMOVED (w/o collar)
6	3	16818	BEARING, 1 1/4 ID WITH 1 SEAL REMOVED
5	24	100254	NUT, HEX 3/8 -16 UNC GR 5
4	28	100271	WASHER, LOCK 3/8"
3	12	101716	SCREW, HX HD CAP 3/8-16 UNC X 1 1/4
2	3	A14590	AUGER BEARING HOUSING ASSY
1	1	A24785	DISCH ASSY, 200'S TRIPLE SHORT SHELL

NOTE:

SEE SHEET 2 & 3

ONE SEAL TO BE REMOVED FROM BEARING (ITEM #6 & 7) BEFORE ASSEMBLY ON OPPOSITE SIDE OF LOCK COLLAR - NOTE BEARING ORIENTATION

SEE WORK ORDER FOR CORRECT MATERIAL - MILD OR STAINLESS STEEL

ITEM #	QTY	PART #	DESCRIPTION
7	3	16818	BEARING, 1 1/4 ID WITH 1 SEAL REMOVED (w/o collar)
6	3	16818	BEARING, 1 1/4 ID WITH 1 SEAL REMOVED
5	24	100254	NUT, HEX 3/8 -16 UNC GR 5
4	28	100271	WASHER, LOCK 3/8"
3	12	101716	SCREW, HX HD CAP 3/8-16 UNC X 1 1/4
2	3	A14590	AUGER BEARING HOUSING ASSY
1	1	A24785	DISCH ASSY, 200'S TRIPLE SHORT SHELL

DRAWN	NAME	DATE
CHECKED	Cole	01/29/21
ENG APPR		
MGR APPR		

DISCH ASSY, 200'S TRIPLE SHORT W/BEARING HOUSING

A24803

FILE NAME: 24803.dft

SCALE: _____ WEIGHT: _____ SHEET 1 OF 3

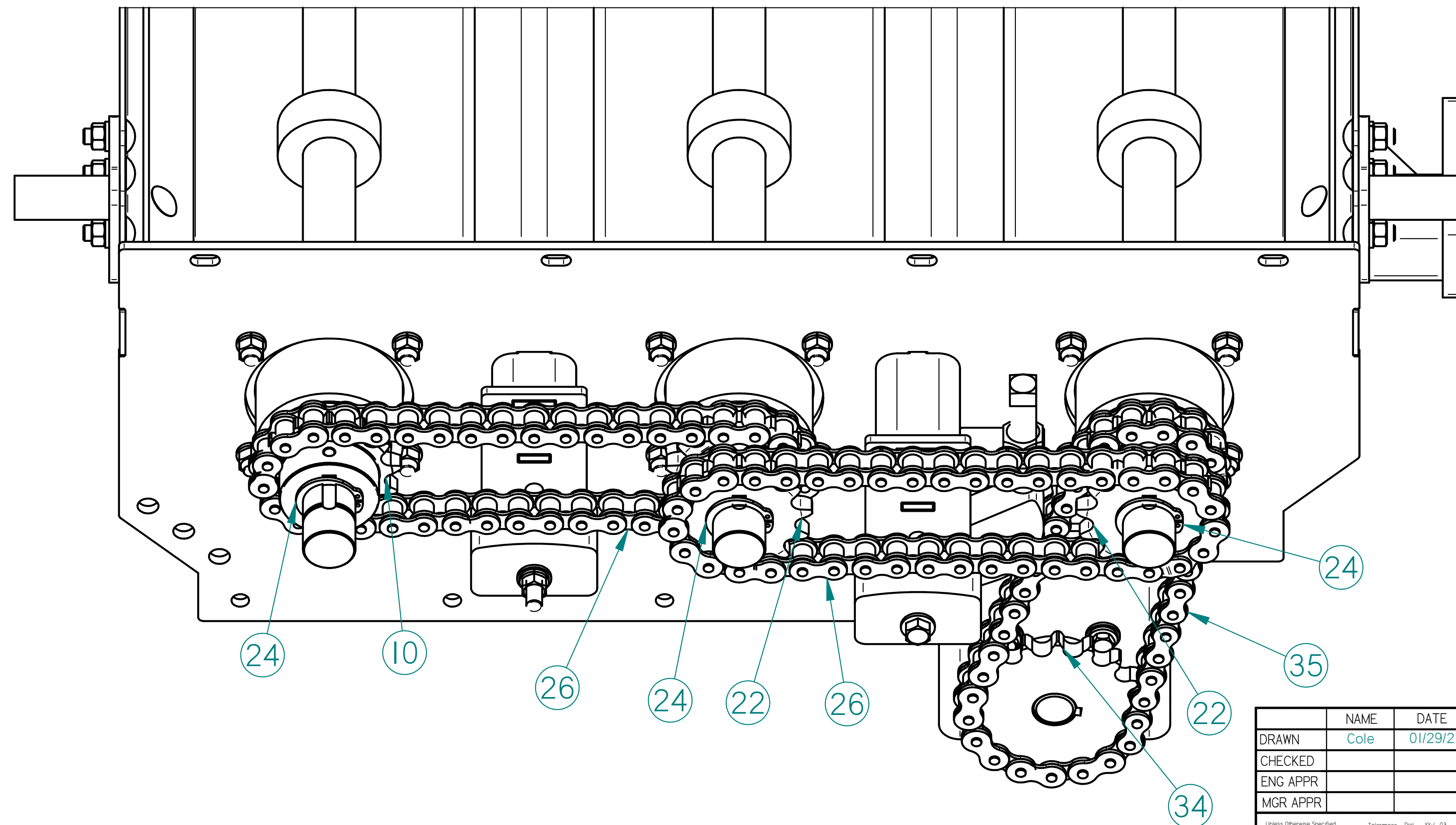
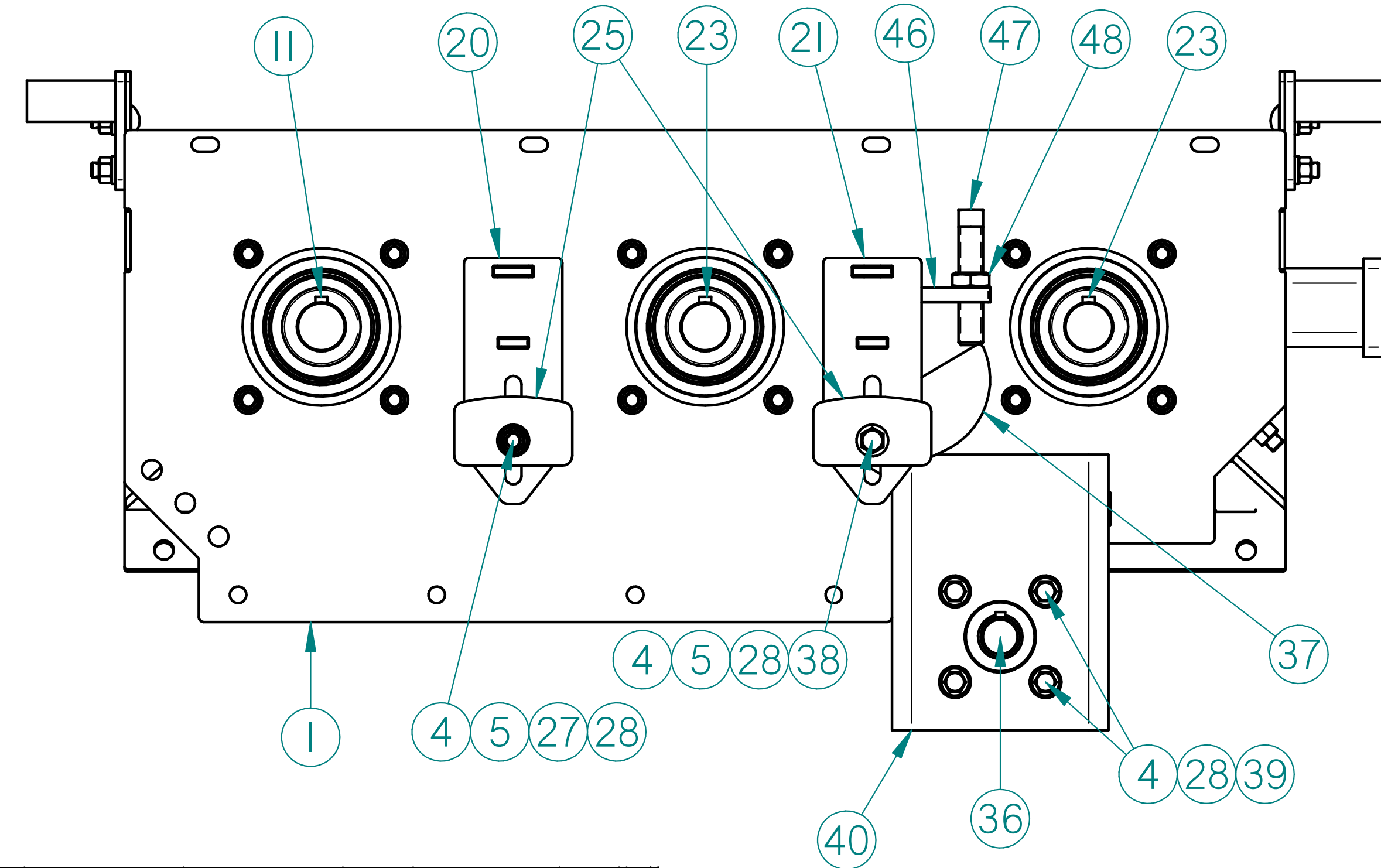
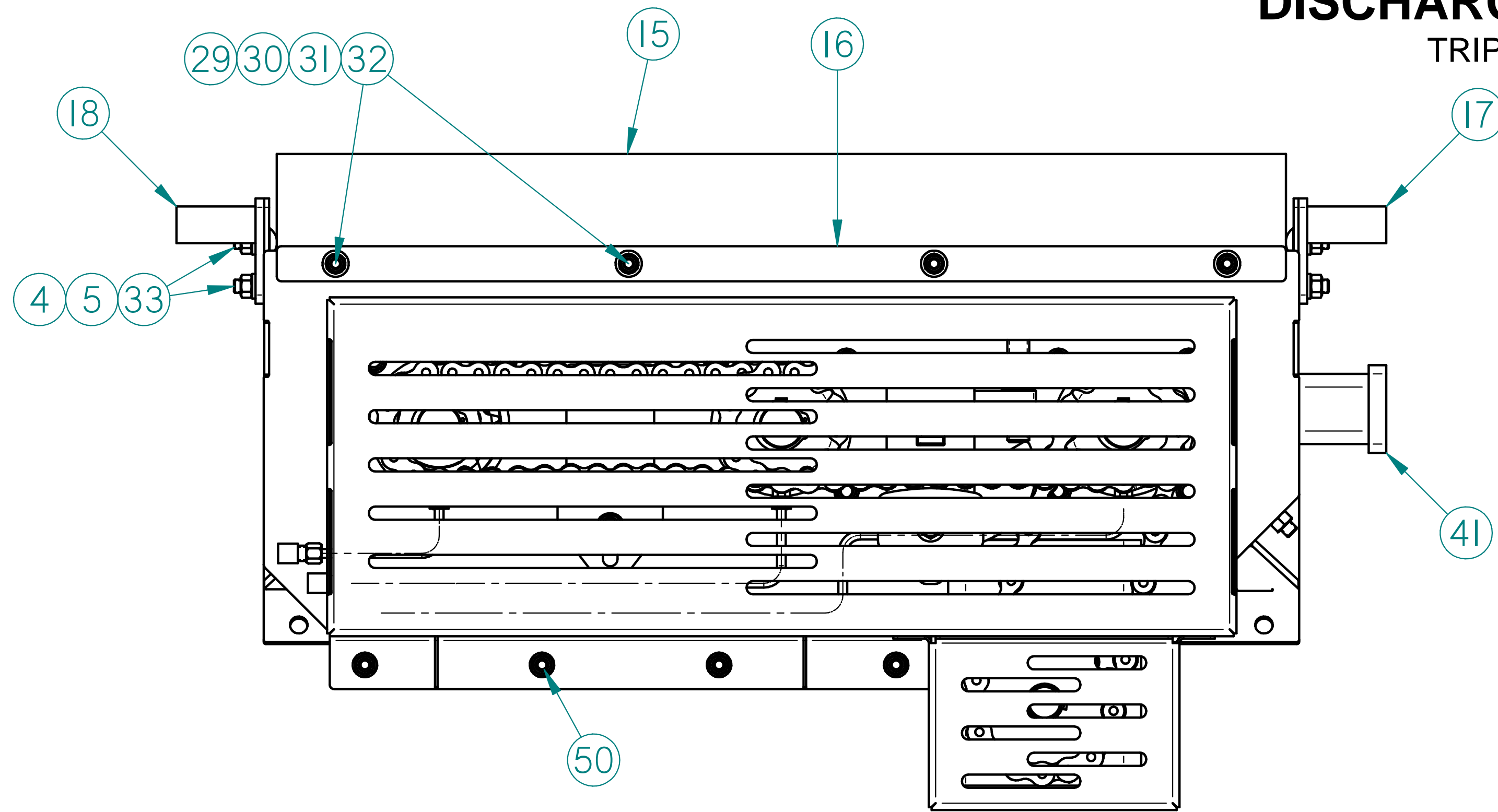
1/16" Min. Dimension Specified
All Dimensions in Inches
All Machine Surfaces
Back 45 Degree Corners
0.005 Max

Tolerances: Dec: .0001, .001, .005, .010, .015, .020, .030, .040, .050, .060, .070, .080, .090, .100, .125, .150, .175, .200, .250, .300, .375, .450, .500, .625, .750, .875, 1.000, 1.250, 1.500, 1.750, 2.000, 2.500, 3.000, 3.750, 4.500, 5.000, 6.250, 7.500, 8.750, 10.000, 12.500, 15.000, 17.500, 20.000, 25.000, 30.000, 37.500, 45.000, 50.000, 62.500, 75.000, 87.500, 100.000, 125.000, 150.000, 175.000, 200.000, 250.000, 300.000, 375.000, 450.000, 500.000, 625.000, 750.000, 875.000, 1000.000

DISCHARGE ASSEMBLY

TRIPLE SHORT

REVISION HISTORY			
REV	DESCRIPTION	DATE	APPROVED



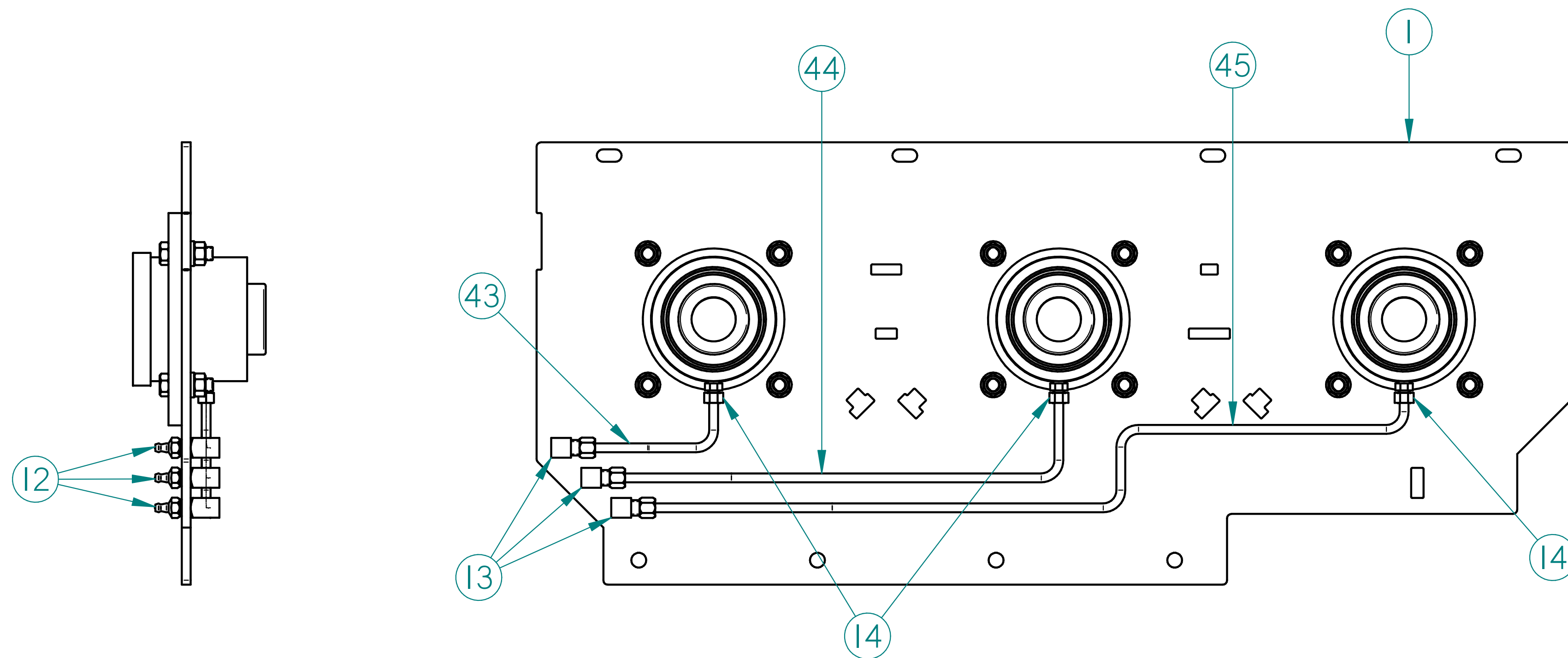
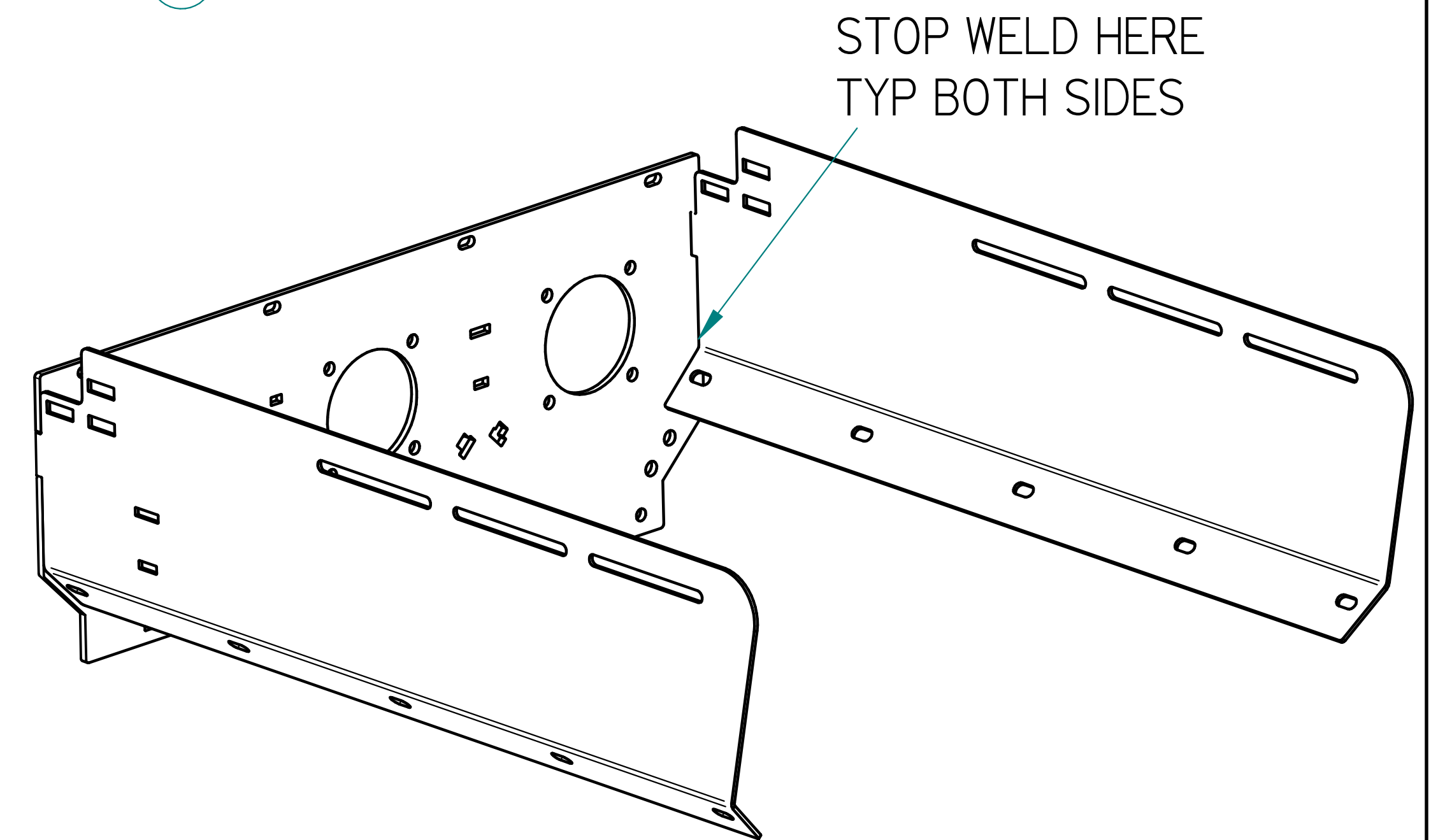
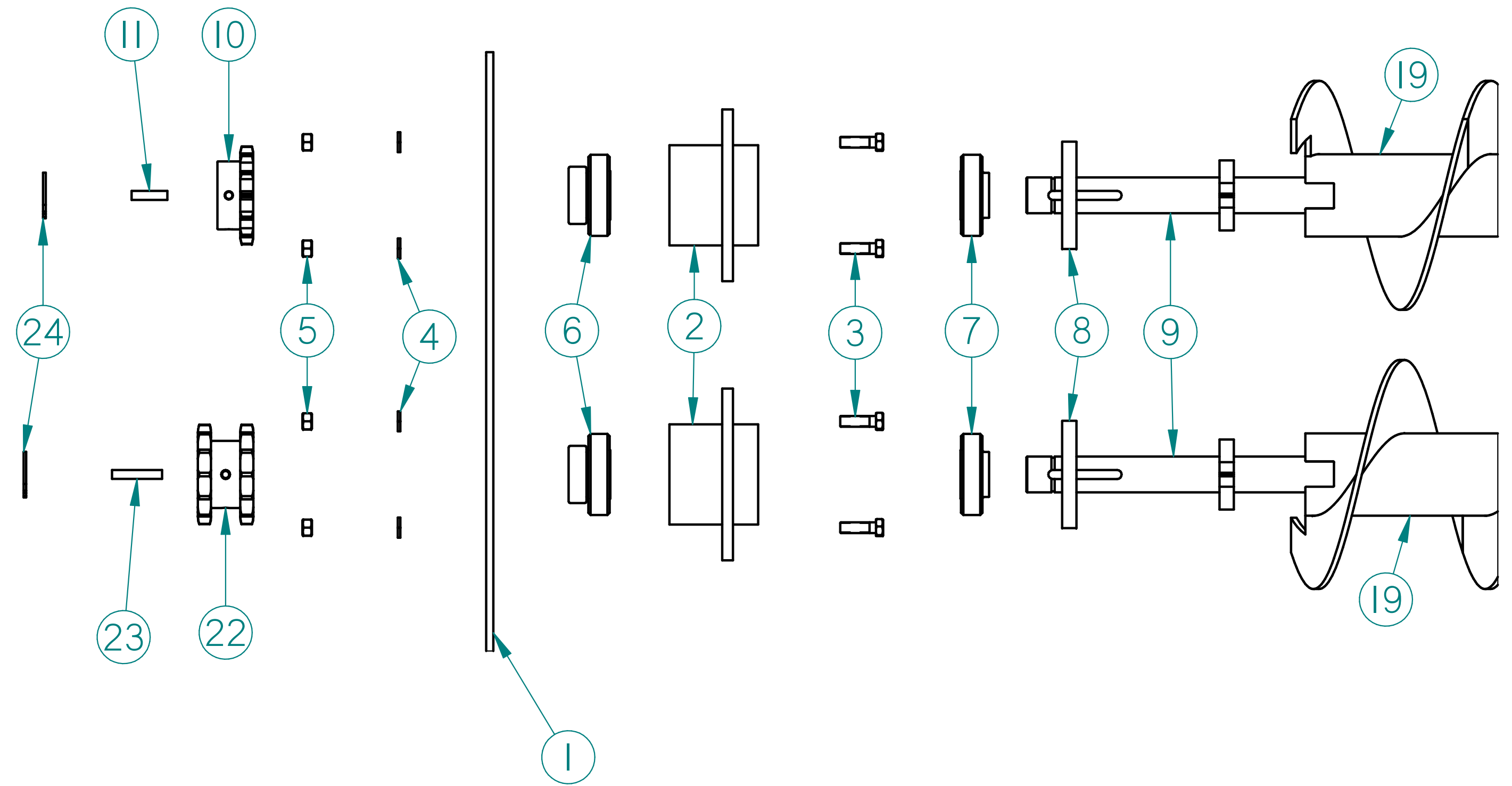
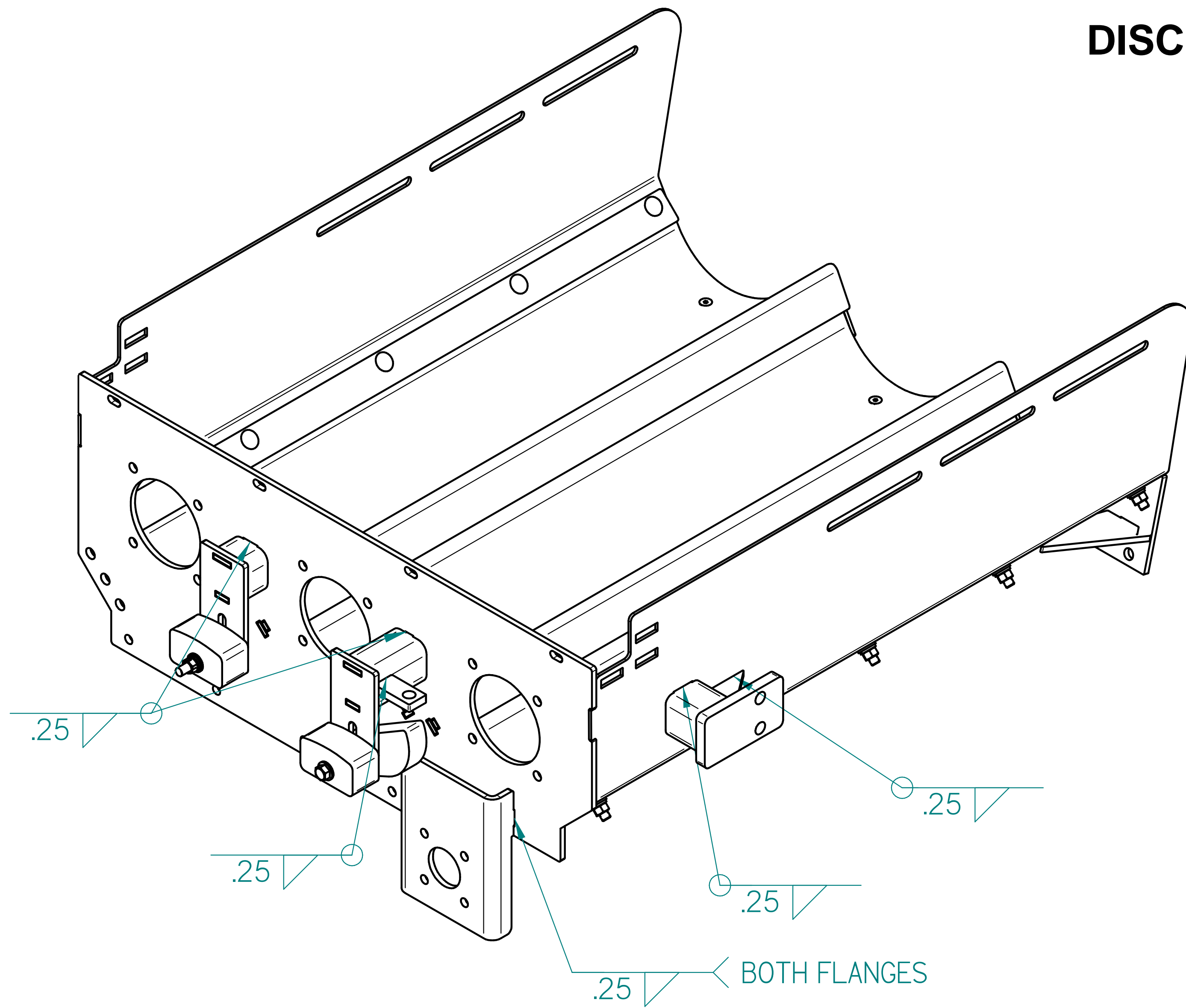
NAME	DATE
COLE	01/29/21
CHECKED	
ENG APPR	
MGR APPR	

TITLE DISCH ASSY, 200'S TRIPLE SHORT W/BEARING HOUSING	
SIZE D	DWG NO A24803
FILE NAME: 24803.dft	REV NR
SCALE:	WEIGHT:
SHEET 2 OF 3	

DISCHARGE ASSEMBLY

TRIPLE SHORT

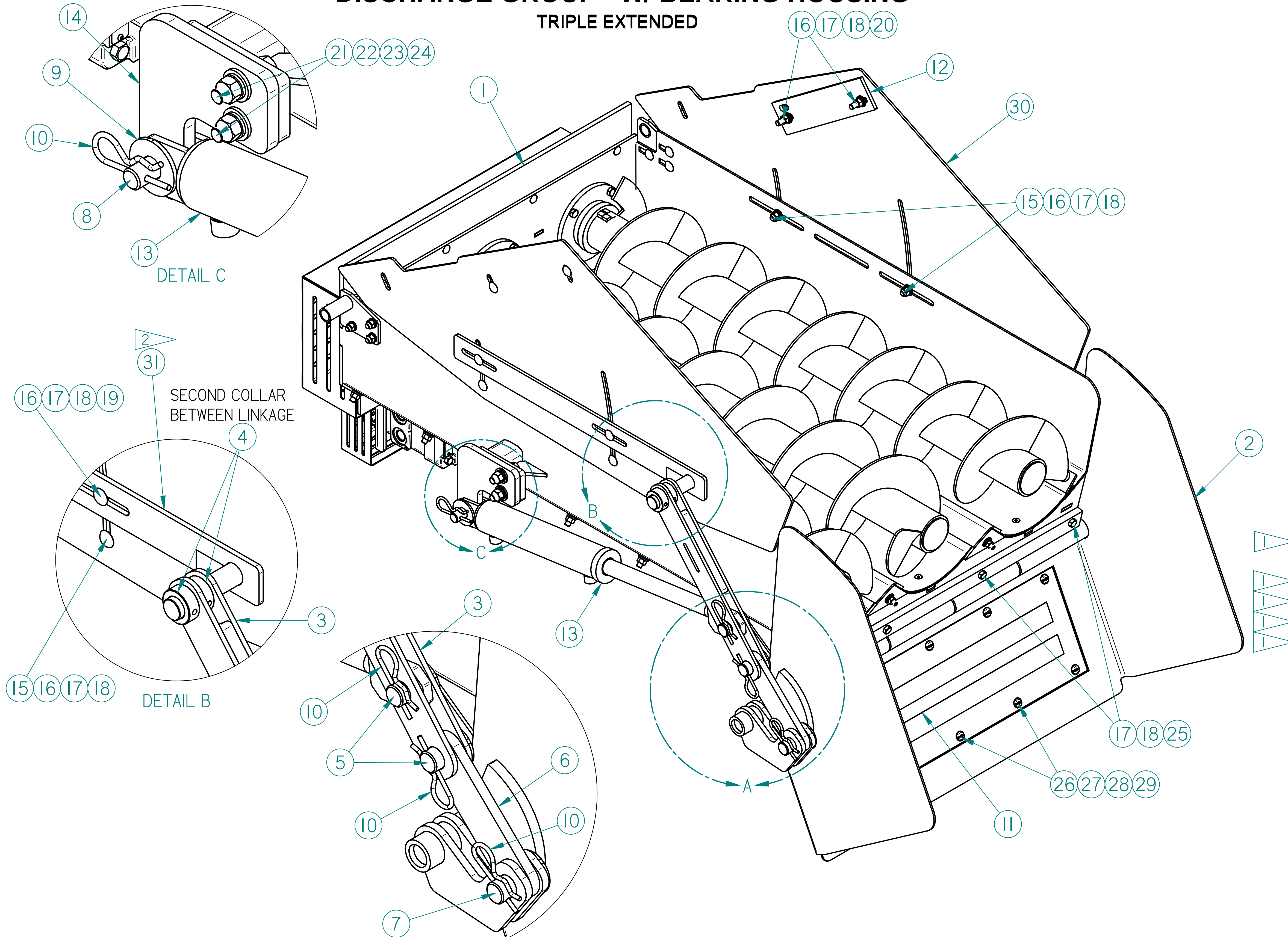
REVISION HISTORY			
REV	DESCRIPTION	DATE	APPROVED



NAME	DATE		
DRAWN Cole	01/29/21		
CHECKED		TITLE	
ENG APPR		DISCH ASSY, 200'S TRIPLE SHORT W/BEARING HOUSING	
MGR APPR		SIZE D	DWG NO A24803
<small>Unless Otherwise Specified All Dimensions in Inches All Machine Surfaces Fillet .015" R Angles 45°</small>		FILE NAME: 24803.dft	REV NR
<small>Back All Sharp Corners 0.015" Min</small>		SCALE:	WEIGHT:
		SHEET 3 OF 3	

DISCHARGE GROUP - W/ BEARING HOUSING TRIPLE EXTENDED

REVISION HISTORY			
REV	DESCRIPTION	DATE	APPROVED



ITEM #	QTY	PART #	DESCRIPTION
31	1	A24903	LINKAGE MOUNT PLATE ASSY - EXTENDED
30	2	17866	DISCHARGE HANGER EXT. 200'S
29	10	100297	NUT, HEX 5/16
28	10	100170	WASHER, LOCK 5/16
27	10	100713	WASHER, FLAT 5/16
26	10	102283	SCREW, TRUSS HEAD, 5/16-18 UNC x 3/4 GR 2
25	4	101716	SCREW, HX HD CAP 3/8-16 UNC X 1 1/4
24	2	103795	NUT, HEX 1/2-13
23	2	100272	WASHER, 1/2 LOCK
22	2	100838	WASHER, 1/2 FLAT
21	2	103846	SCREW, HX HD CAP 1/2 -13 UNC X 2
20	4	101996	SCREW, CARRIAGE HD 3/8-16 UNC X 1 1/2 GR5
19	2	104164	SCREW, 3/8-16 X 1 1/4 CARRIAGE
18	14	100254	NUT, HEX 3/8 -16 UNC GR 5
17	14	100271	WASHER, LOCK 3/8"
16	10	100300	WASHER, FLAT 3/8" USS
15	4	102096	SCREW, CARRIAGE HD 3/8-16 X 1 GR 5
14	1	22606	DROP CHUTE CYL MOUNT (BOLTED)
13	1	A22384	CYLINDER ASSY, DROP CHUTE -NEW
12	2	16078	BAR, SPACER 1/4 X 2 1/2 X 11
11	1	101249	MAGNET, 8 X 25
10	4	101018	CLIP, HAIR PIN
9	1	100556	WASHER, 3/4 FLAT
8	1	A21476	PIN ASSY, HEIGHT CONTROL
7	1	A22203	PIN ASSEMBLY, 1" X 2 3/8" LG.
6	1	22795	LINKAGE, DROP CHUTE CYLINDER (SHORT)
5	2	A23191	PIN ASSEMBLY, 1" DIA. X 1 5/8" LONG
4	2	101829	COLLAR, SET SCREW 1 ID X 1 5/8 OD
3	1	A23189	DROP CHUTE LINKAGE ASSEMBLY
2	1	A24805	DROP CHUTE ASSY, 200'S TRIPLE
1	1	A24901	DISCH ASSY, 200'S TRIPLE EXTENDED W/BEARING HOUSING

NOTE:

1 THESE ITEMS ARE IN PARTS BAG #A7616

2 ALIGN BOTTOM OF LINKAGE MOUNT PLATE ASSEMBLY (ITEM #31) TO TOP OF DISCHARGE SIDE CENTERED IN SLOTS

DRAWN	NAME	DATE
CHECKED	Cole	06/22/21
ENG APPR		
MGR APPR		

HARSH INTERNATIONAL
600 3rd Ave.
Spartanburg, SC 29584

TITLE
DISCH GROUP, 200'S TRIPLE EXTENDED W/BEARING HOUSING

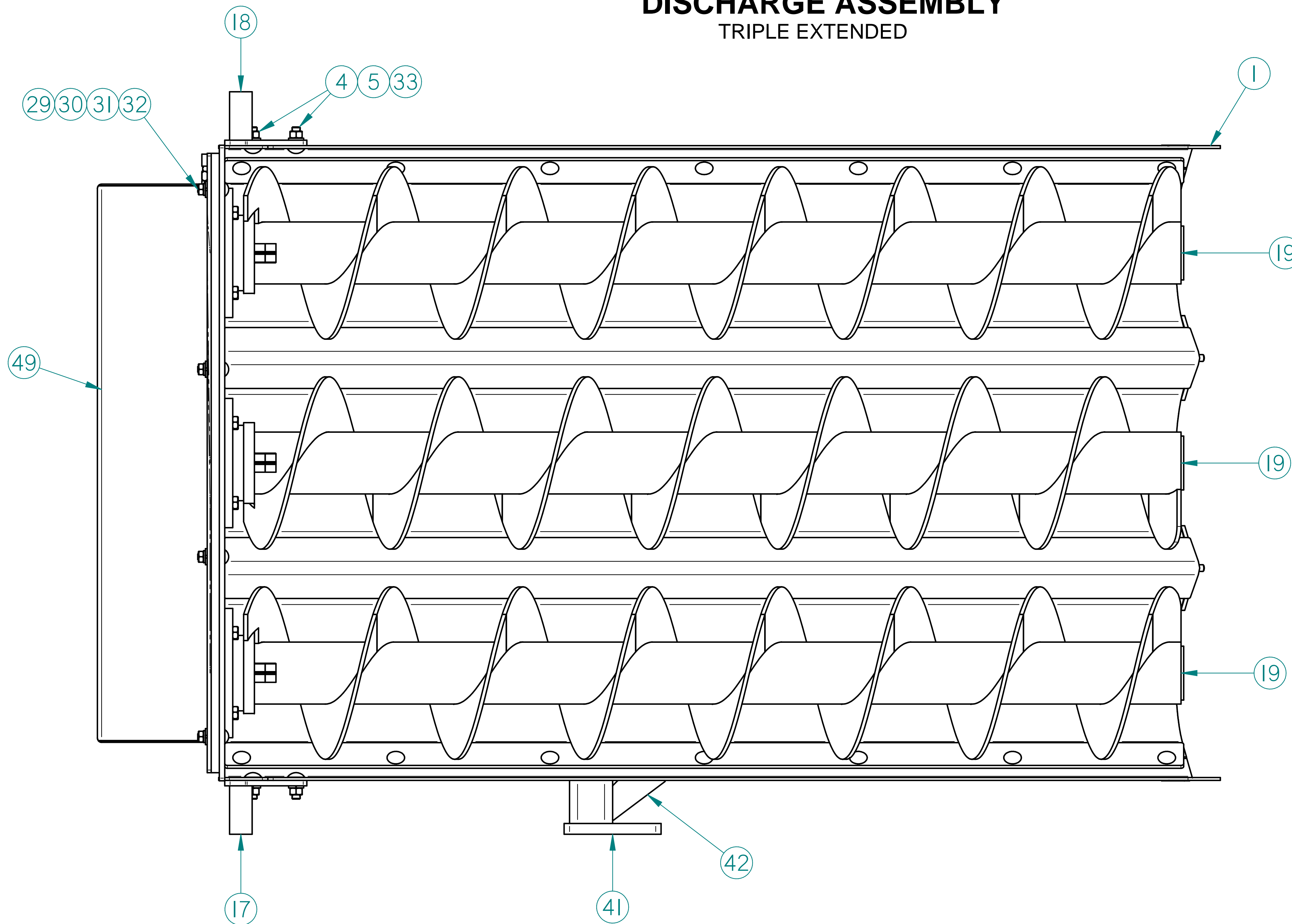
SIZE D **DWG NO** A8572 **REV** NR

FILE NAME: 8572.dft **SCALE:** **WEIGHT:** **SHEET 1 OF 1**

DISCHARGE ASSEMBLY

TRIPLE EXTENDED

REVISION HISTORY			
REV	DESCRIPTION	DATE	APPROVED



NOTE:

SEE SHEET 2 & 3

ONE SEAL TO BE REMOVED FROM BEARING (ITEM #6 & 7) BEFORE ASSEMBLY ON OPPOSITE SIDE OF LOCK COLLAR - NOTE BEARING ORIENTATION

SEE WORK ORDER FOR CORRECT MATERIAL - MILD OR STAINLESS STEEL

ITEM #	QTY	PART #	DESCRIPTION
50	4	101846	SCREW, HX HD CAP 3/8 - 16 X 1
49	1	A24813	CHAIN GUARD ASSY, 200'S DISCHARGE
48	1	104018	JAM NUT, 5/8-18 UNF GR 5
47	1	103790	SQ HD SET SCREW 5/8-11 X 3 LG
46	1	24699	TAB, DISCHARGE MOTOR CHAIN TENSIONER
45	1	606003I	GREASE LINE
44	1	606003I	GREASE LINE
43	1	606003I	GREASE LINE
42	1	24802	GUSSET, 1/4 X 1 7/8 X 2 1/2
41	1	A24801	DISCHARGE CYL. MNT ASSY
40	1	24799	DISCHARGE MOTOR MNT.
39	4	101250	SCREW, HEX HD CAP 3/8-16 X 1 GR5
38	1	101661	SCREW, HX HD CAP 3/8-16 X 4
37	1	24798	TENSIONER, DISCH MOTOR - TRIPLE
36	1	101900	MOTOR, WHITE HYDRAULICS
35	1	101898	CHAIN, #60 37 PITCHES W/ CONNECTOR & OFFSET
34	1	102128	SPROCKET, H60B17 1" BORE SPECIAL HUB
33	6	102096	SCREW, CARRIAGE HD 3/8-16 X 1 GR 5
32	4	100297	NUT, HEX 5/16
31	4	100170	WASHER, LOCK 5/16
30	4	100713	WASHER, FLAT 5/16
29	4	104189	SCREW, CARRIAGE HD 5/16-18 X 1 1/4
28	7	100300	WASHER, FLAT 3/8" USS
27	1	104207	SCREW, CARRIAGE HD 3/8-16 X 2 3/4 GR 5
26	2	101897	CHAIN, #60 39 PITCHES W/ CONNECTOR & OFFSET
25	2	22132	UHMW TENSION BLOCK
24	3	103040	SNAP RING, 1-1/4" SHAFT
23	2	15309	KEY, SQUARE 5/16 X 1 3/4
22	2	24797	SPROCKET, HDS60A13 BORED TO 1 1/4
21	1	A22127	CHAIN STAND-OFF ASSY (LONG)
20	1	A22130	CHAIN STAND-OFF ASSY (SHORT)
19	3	A24900	DISCH AUGER ASSY -EXTENDED W/BEARING HOUSING - 200'S
18	1	A24792	DISCHARGE MOUNT ASSY (LEFT)
17	1	A24793	DISCHARGE MOUNT ASSY (RIGHT)
16	1	24790	STRAP, BACKPLATE FILLER (TRIPLE)
15	1	24789	FILLER, DISCHARGE BACKPLATE (TRIPLE)
14	3	102759	FITTING, COMPRESSION 1/8 NPT (M) X 1/4 STR.
13	3	102797	FITTING, COMPRESSION, 1/8 NPT (F) 1/4x90deg
12	3	102454	GREASE FITTING, 1/8 NPT (F)
11	1	15308	KEY, SQUARE 5/16 X 1 1/4
10	1	100072	SPROCKET, H60B13
9	3	A24788	DISCH AUGER SHAFT ASSY - BEARING HOUSING - 200'S
8	3	16608	CAP, DISCHARGE BEARING 3 3/4 OD X 1 1/4 ID

ITEM #	QTY	PART #	DESCRIPTION
7	3	16818	BEARING, 1 1/4 ID WITH 1 SEAL REMOVED (w/o collar)
6	3	16818	BEARING, 1 1/4 ID WITH 1 SEAL REMOVED
5	24	100254	NUT, HEX 3/8 -16 UNC GR 5
4	28	100271	WASHER, LOCK 3/8"
3	12	101716	SCREW, HX HD CAP 3/8-16 UNC X 1 1/4
2	3	A14590	AUGER BEARING HOUSING ASSY
1	1	A24898	DISCH ASSY, 200'S TRIPLE EXTENDED SHELL

DRAWN	NAME	DATE
CHECKED	Cole	06/22/21
ENG APPR		
MGR APPR		

Unless Otherwise Specified
All Dimensions in Inches
All Machine Surfaces
Back 40 Sharp Corners
0.005 Min

Tolerances: Dec: .0001, .001, .005
Mach: .005, .010, .015
Frg: .010, .015, .020
Asm: .010, .015, .020

HARSH INTERNATIONAL
600 2nd Ave.
Lafayette, CA 94545

TITLE
DISCH ASSY, 200'S TRIPLE EXTENDED W/BEARING HOUSING

SIZE **D** DWG NO **A24901** REV **NR**

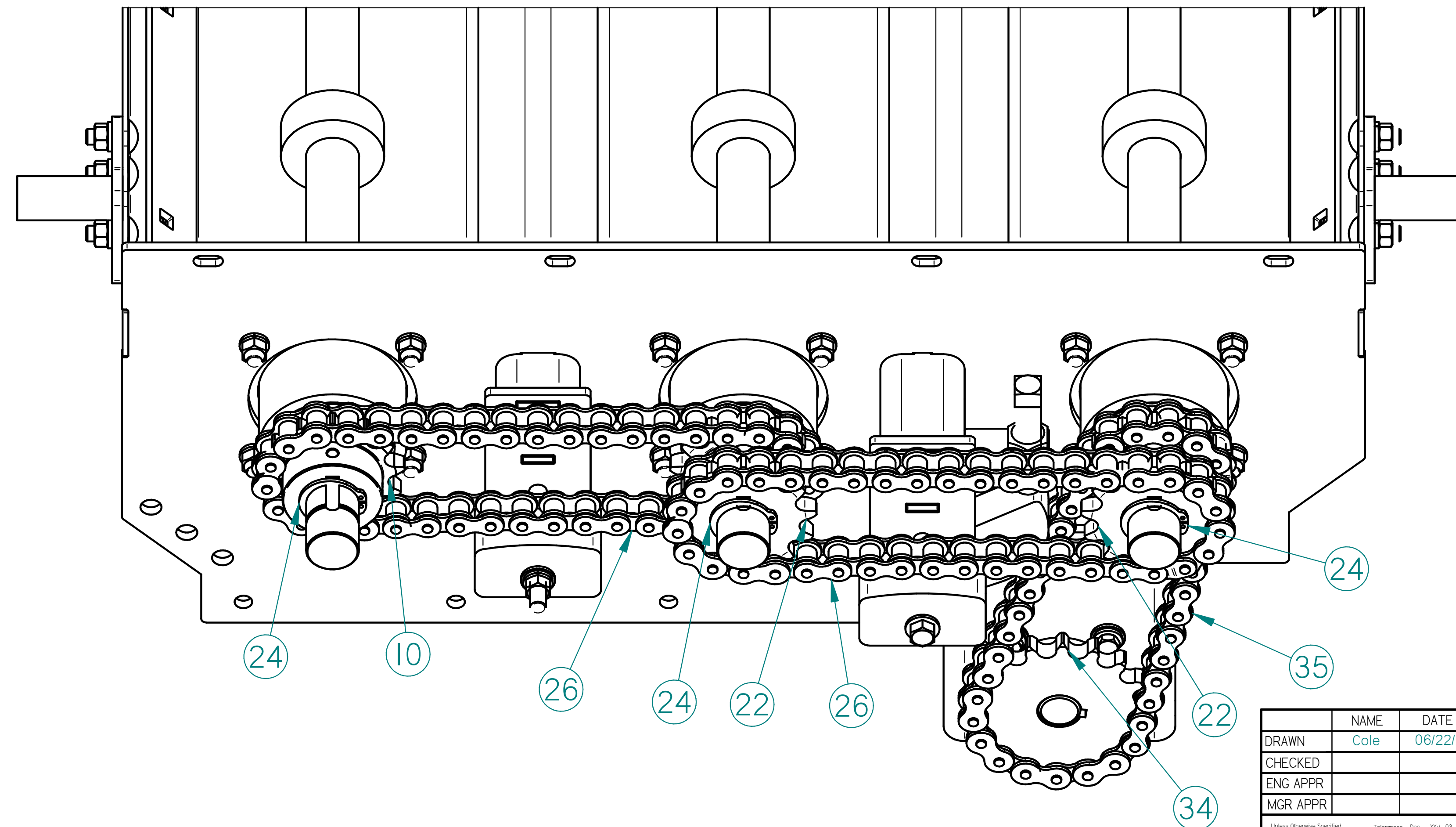
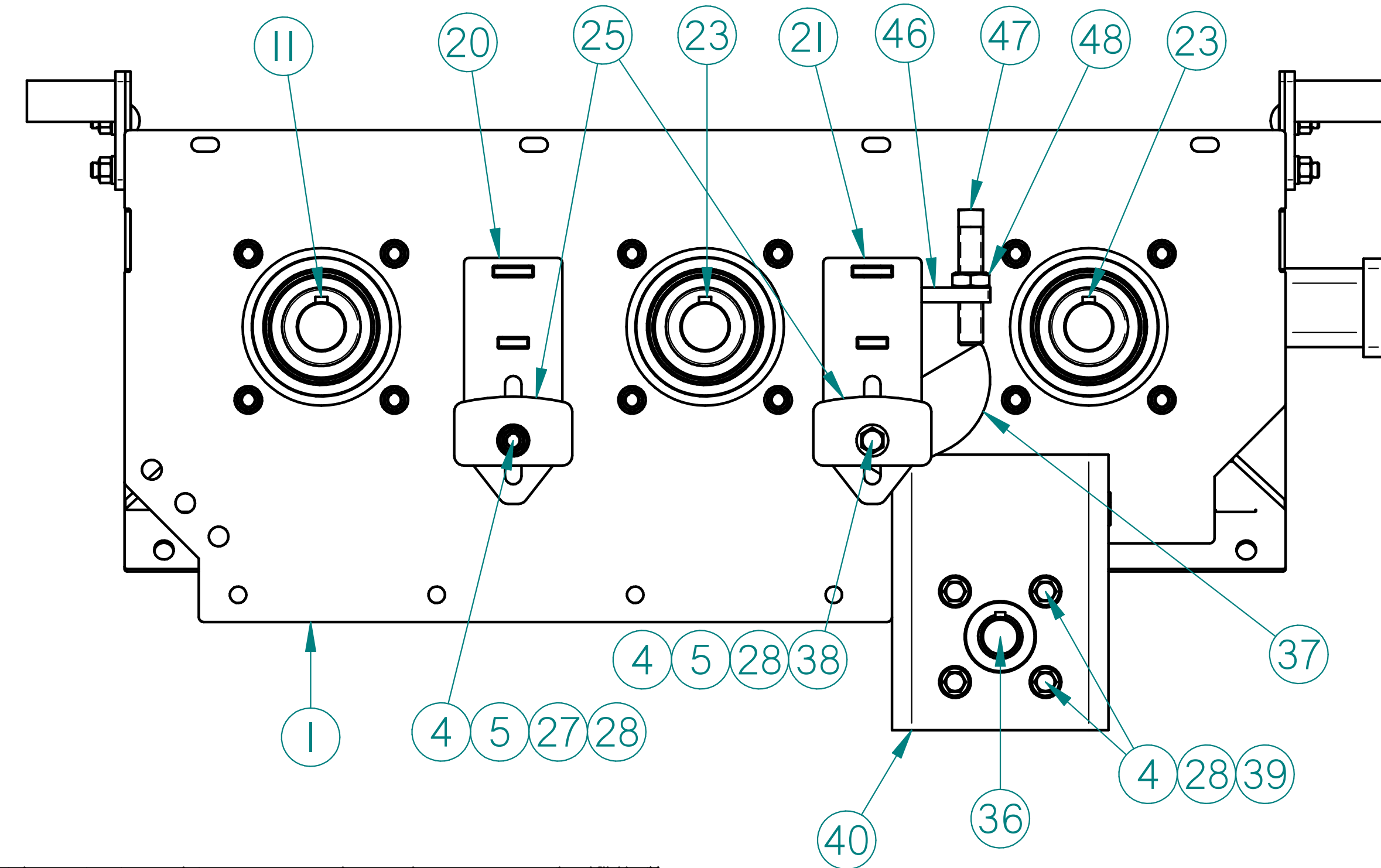
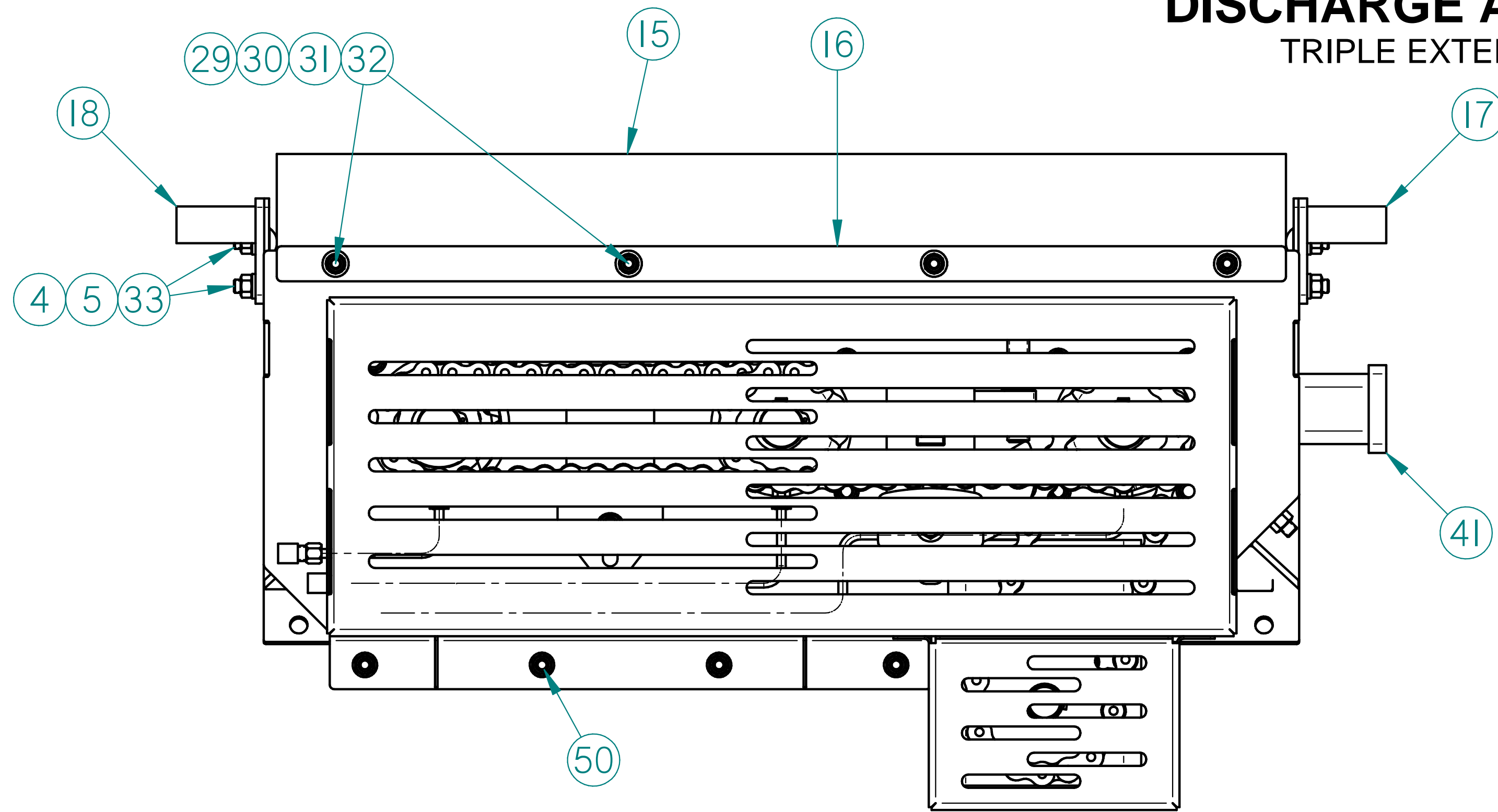
FILE NAME: 24901.dft

SCALE: _____ WEIGHT: _____ SHEET 1 OF 3

DISCHARGE ASSEMBLY

TRIPLE EXTENDED

REVISION HISTORY			
REV	DESCRIPTION	DATE	APPROVED



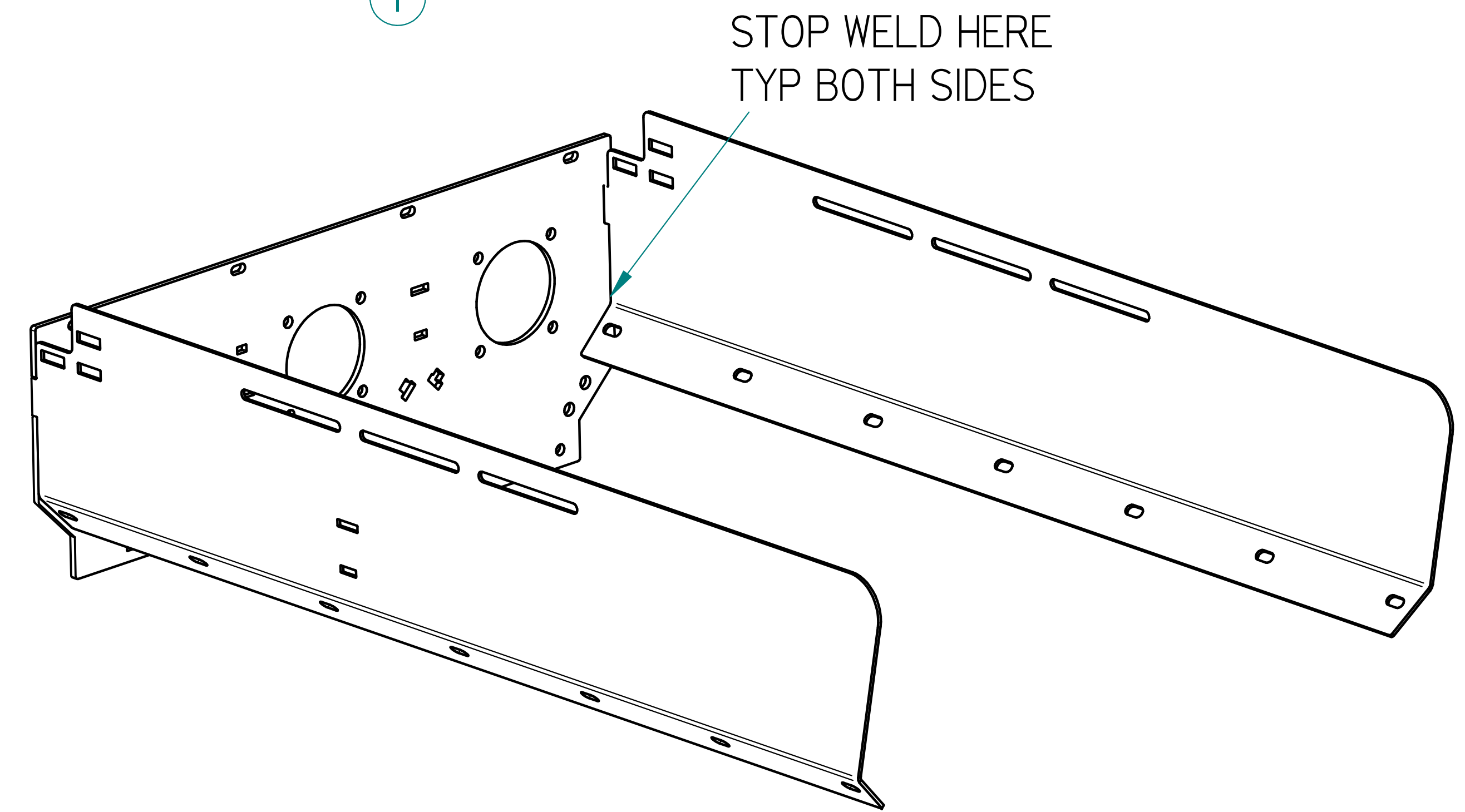
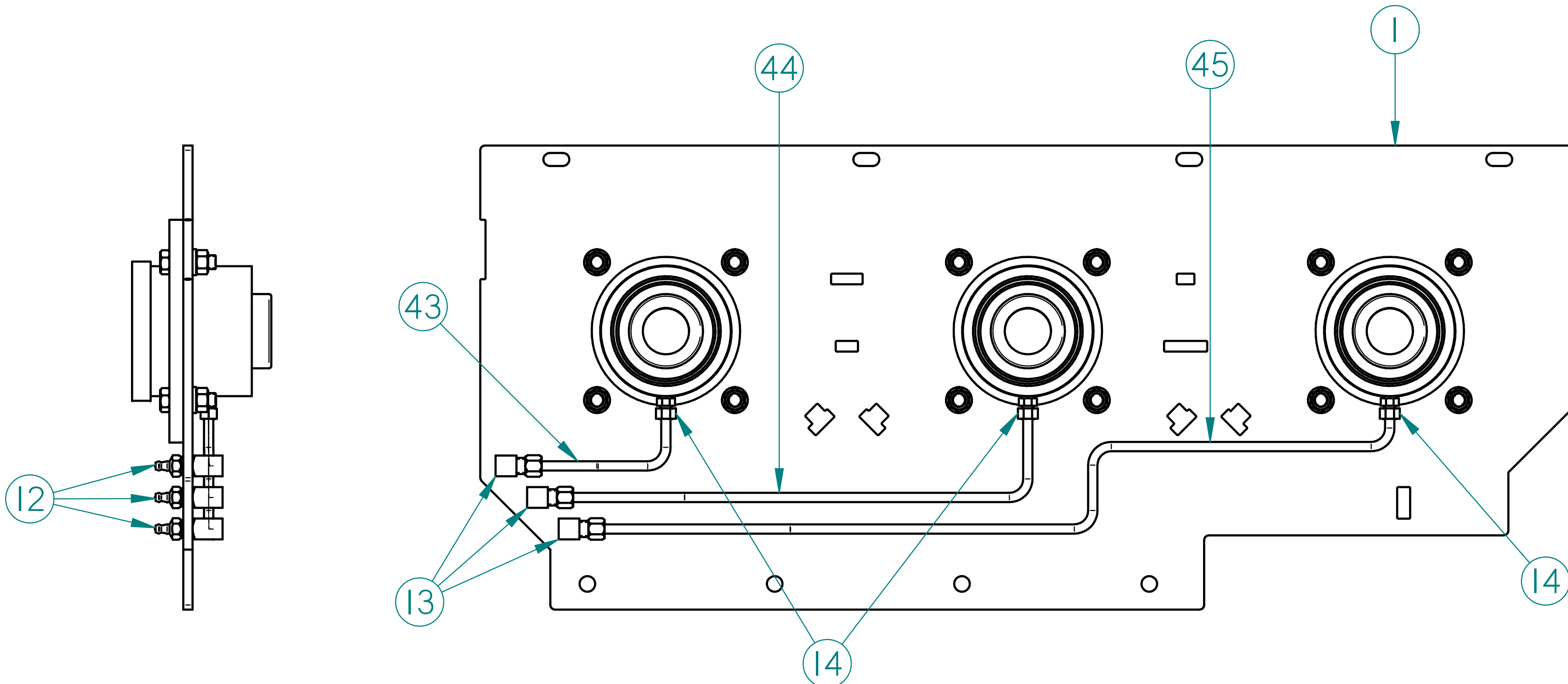
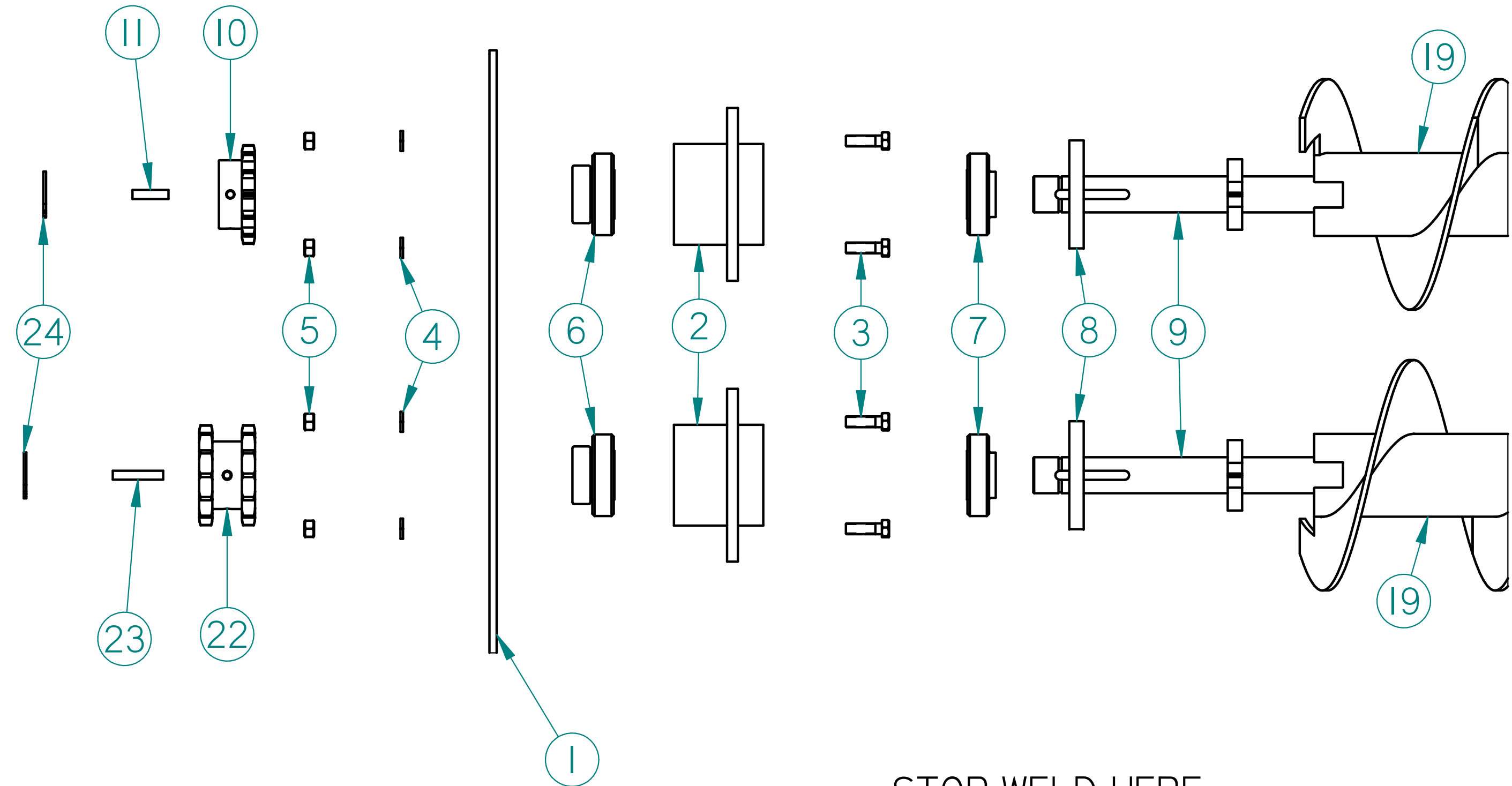
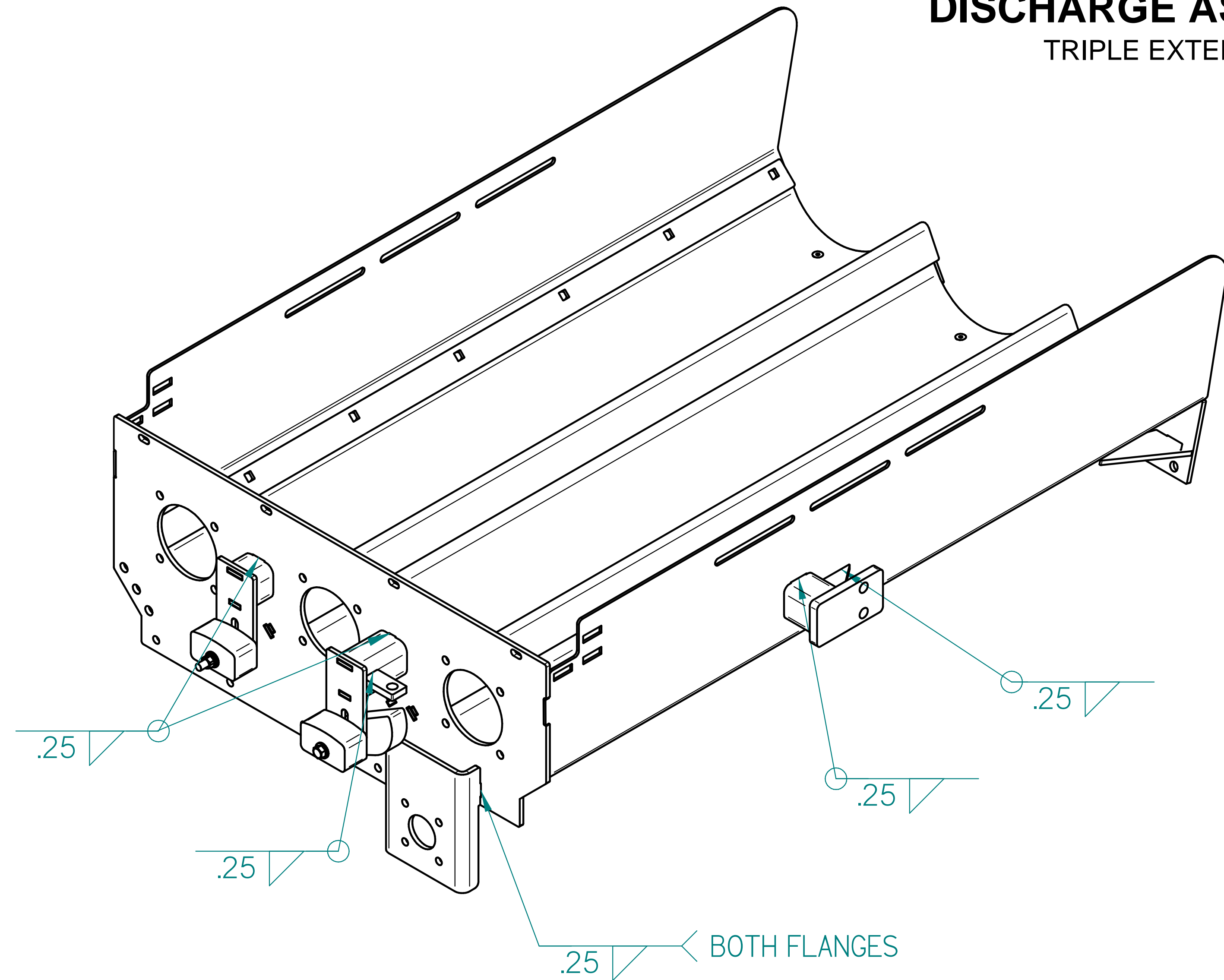
NAME	DATE
Cole	06/22/21
DRAWN	
CHECKED	
ENG APPR	
MGR APPR	

TITLE DISCH ASS'Y, 200'S TRIPLE EXTENDED W/BEARING HOUSING	
SIZE D	DWG NO A24901
FILE NAME: 24901.dft	REV NR
SCALE:	WEIGHT:
SHEET 2 OF 3	

DISCHARGE ASSEMBLY

TRIPLE EXTENDED

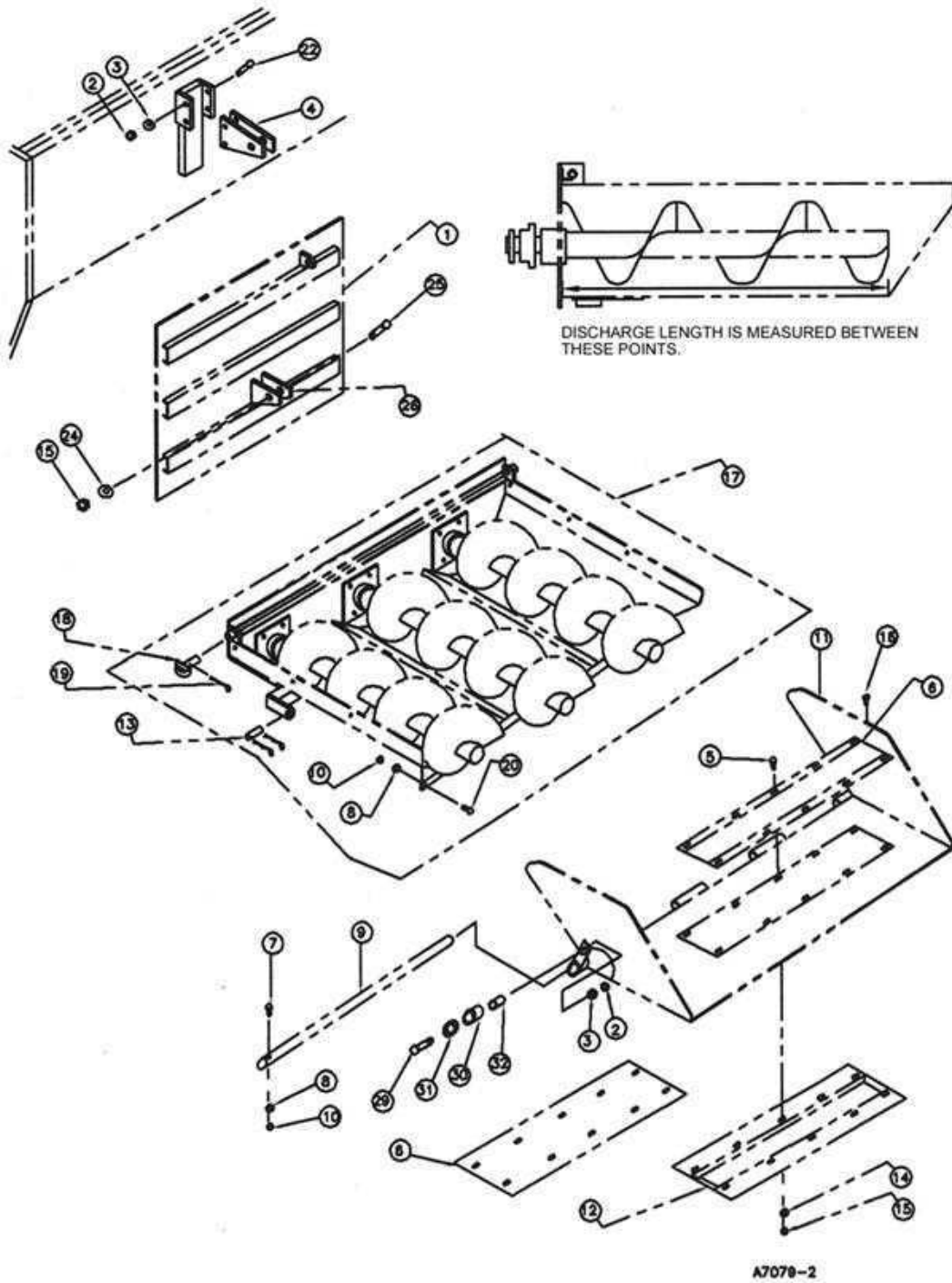
REVISION HISTORY			
REV	DESCRIPTION	DATE	APPROVED



DRAWN CHECKED ENG APPR MGR APPR	NAME Cole	DATE 06/22/21		
Tolerances: Dec: .0001, .001, .005, .010, .015, .030, .040, .050, .060, .070, .080, .090, .100, .120, .150, .180, .200, .250, .300, .350, .400, .450, .500, .600, .700, .800, .900, 1.000 Dec: .0001, .001, .005, .010, .015, .030, .040, .050, .060, .070, .080, .090, .100, .120, .150, .180, .200, .250, .300, .350, .400, .450, .500, .600, .700, .800, .900, 1.000 Dec: .0001, .001, .005, .010, .015, .030, .040, .050, .060, .070, .080, .090, .100, .120, .150, .180, .200, .250, .300, .350, .400, .450, .500, .600, .700, .800, .900, 1.000			TITLE DISCH ASS'Y, 200'S TRIPLE EXTENDED W/BEARING HOUSING	
SIZE D			DWG NO A24901	
FILE NAME: 24901.dft			REV NR	
SCALE:			WEIGHT:	
SHEET 3 OF 3			SHEET 3 OF 3	

DISCHARGE DOOR GROUP

203, 253, 303



DISCHARGE DOOR GROUP

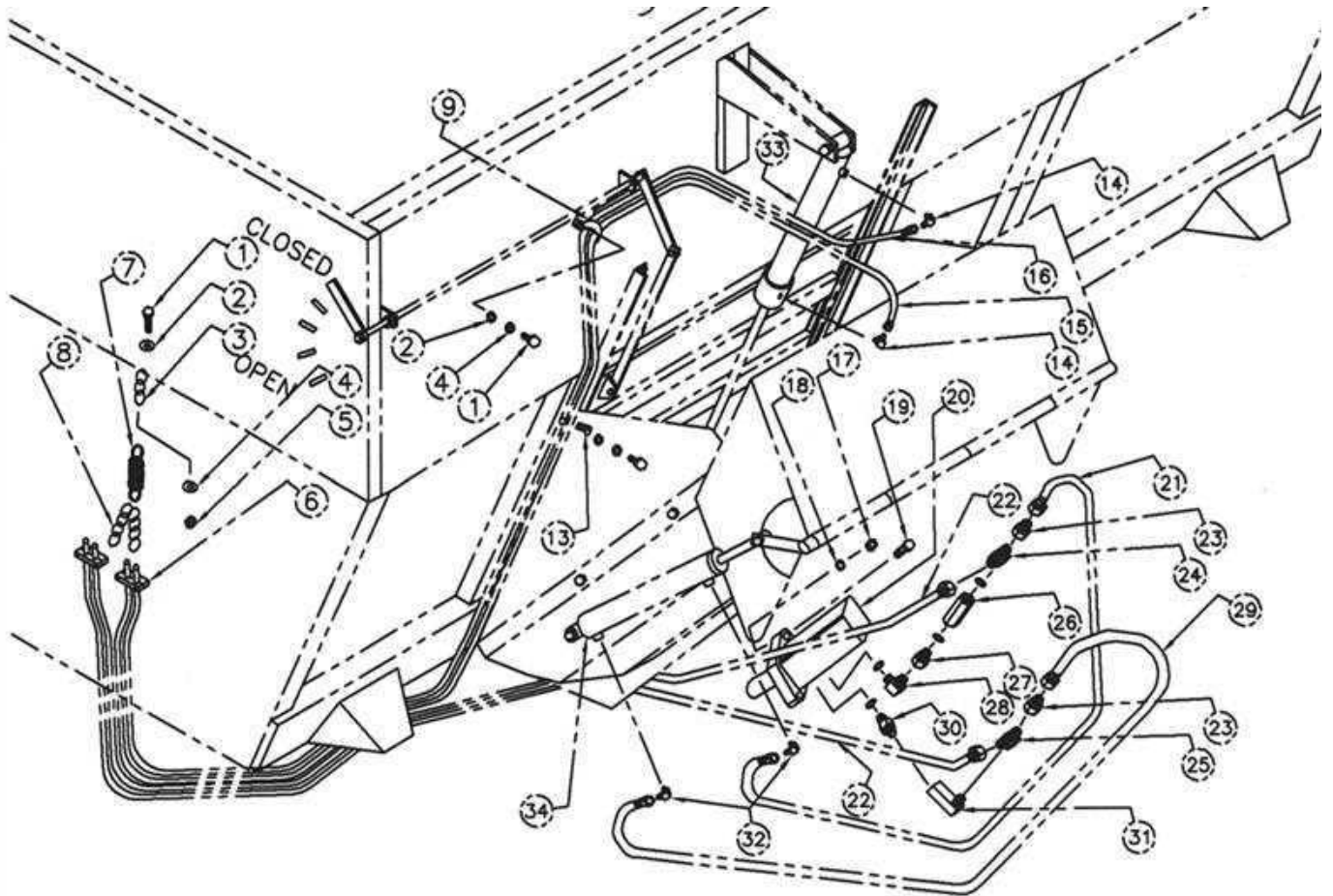
203, 253, 303

ITEM	PART #	QTY	DESCRIPTION	ITEM	PART #	QTY	DESCRIPTION
1	A15290	1	DOOR W/O CYL CLEVIS	15	100297	12	NUT
2	300826C	5	NUT, HEX	16	101896	1	SCREW, SQR HD SET
3	100272	5	WASHER, LOCK	*17	A16733	AR	DISCHARGE ASS'Y, STD (32")
4	17716	2	CLEVIS, CYLINDER MOUNT	*17	A16735	AR	DISCHARGE ASS'Y, EXT (44")
5	102283	10	SCREW	18	A15285	2	DISCHARGE PIN
*6	10149	AR	MAGNET	19	101018	6	CLIP, HAIR PIN
*6	16808	AR	PLATE, USE W/O MAGNET	20	100240	7	SCREW
7	300898	1	SCREW, HEX HD	22	101444	4	SCREW, HEX HD
8	100271	8	WASHER, LOCK	24	100713	4	WASHER, FLAT
9	15276	1	PIN, CHUTE HINGE	25	101895	1	SCREW
10	100254	8	NUT	26	17925	2	CLEVIS, DOOR CYL. MOUNT
11	A15933	1	CHUTE, W/ MAGNET GUARD	29	101735	1	SCREW, HEX HD
12	A15730	AR	MAGNET GUARD	30	15708	1	CYLINDER MOUNT TUBE
13	14533	1	PIN, 3/4" DIAMETER	31	14574	1	BUSHING, SHORT
14	100170	10	WASHER, LOCK	32	14573	1	BUSHING, LONG

NOTE: *6 - USE EITHER PART NUMBER 101249 OR 16808.

*17 - WHEN ORDERING A NEW DISCHARGE, HANGER PLATE, AUGER, AUGER FLIGHTING, BOTTOM, OR LINER, MEASURE THE DISCHARGE LENGTH. MEASUREMENTS ARE TAKEN FROM UNDER EITHER AUGER FROM THE BACK PLATE TO THE END (WHERE CHUTE BEGINS).

TRAILER HYDRAULICS

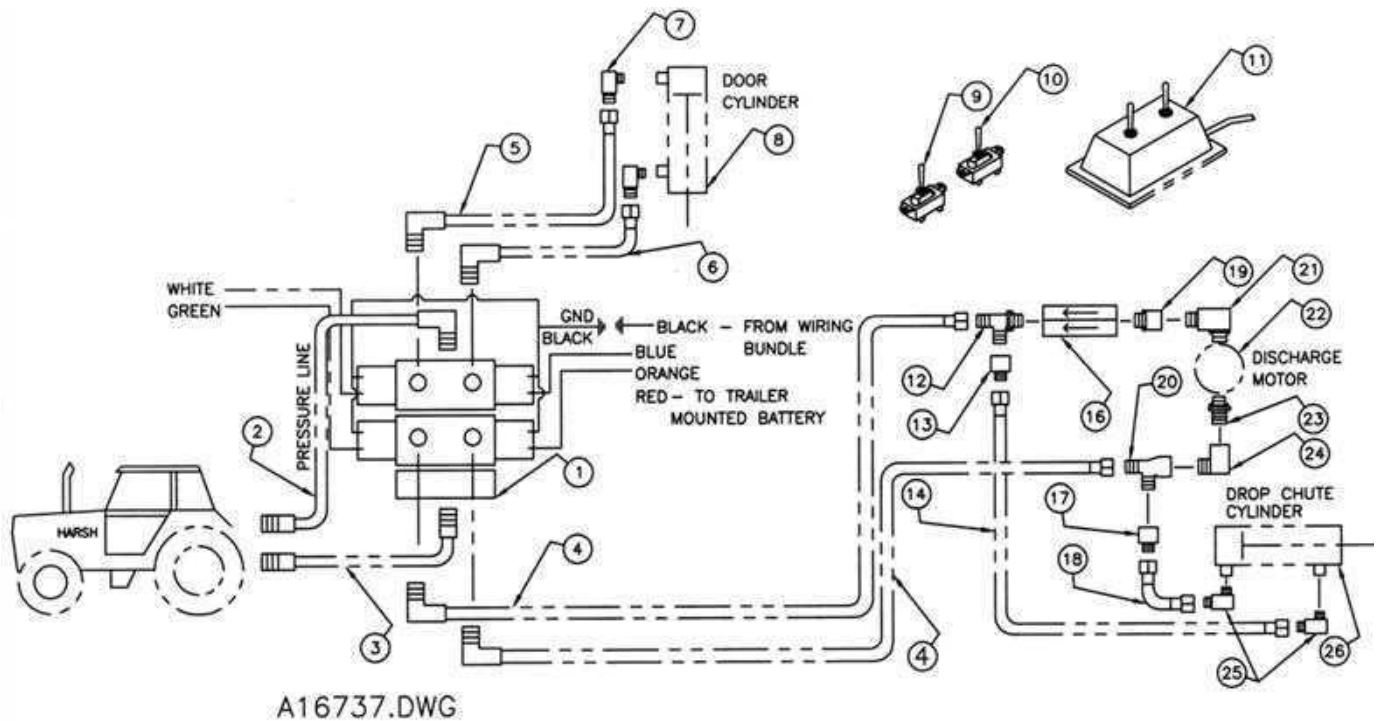


TRAILER HYDRAULICS

ITEM	PART #	QTY	DESCRIPTION	ITEM	PART #	QTY	DESCRIPTION
1	100323	3	SCREW	*21	102087	1	HOSE ASS'Y, 18" STD. DISCHARGE
2	100443	3	WASHER, FLAT	*21	A16823	1	HOSE ASS'Y, 31" EXT. DISCHARGE
3	7070514	1	CHAIN, 3 LINKS	*22	102167	2	HOSE ASSEMBLY, 11 FT.
4	100304	3	WASHER, LOCK	23	102158	2	ADAPTER, REDUCER
5	100221	1	NUT	24	102405	1	TEE
6	102256	2	DOUBLE HOSE CLAMP	25	102141	1	TEE
7	100447	1	SPRING	26	102404	1	CHECK VALVE
8	7070514	1	CHAIN, 7 LINKS	27	102162	1	ADAPTER
9	102255	2	HOSE CLAMP	28	102403	1	ELBOW
13	100547	4	HOSE CLAMP	*29	102091	1	HOSE ASS'Y, 13" STD. DISCHARGE
14	102484	2	ELBOW	*29	A16822	1	HOSE ASS'Y, 29" EXT. DISCHARGE
*15	102171	1	HOSE ASSEMBLY, 16.5 FT.	30	102161	1	ADAPTER
*16	102170	1	HOSE ASSEMBLY, 18 FT.	31	102402	1	ELBOW
17	100300	4	WASHER, FLAT	32	101642	2	ELBOW
18	100271	4	WASHER, LOCK	33	A17368	1	CYLINDER, DISCHARGE DOOR
19	101250	4	SCREW	34	A17370	1	CYLINDER, DROP CHUTE
20	101900	1	MOTOR, HYDRAULIC				

NOTE: * MEASURE THE LENGTH OF EACH HOSE BEFORE ORDERING.

ELECTRIC CONTROL HYDRAULICS

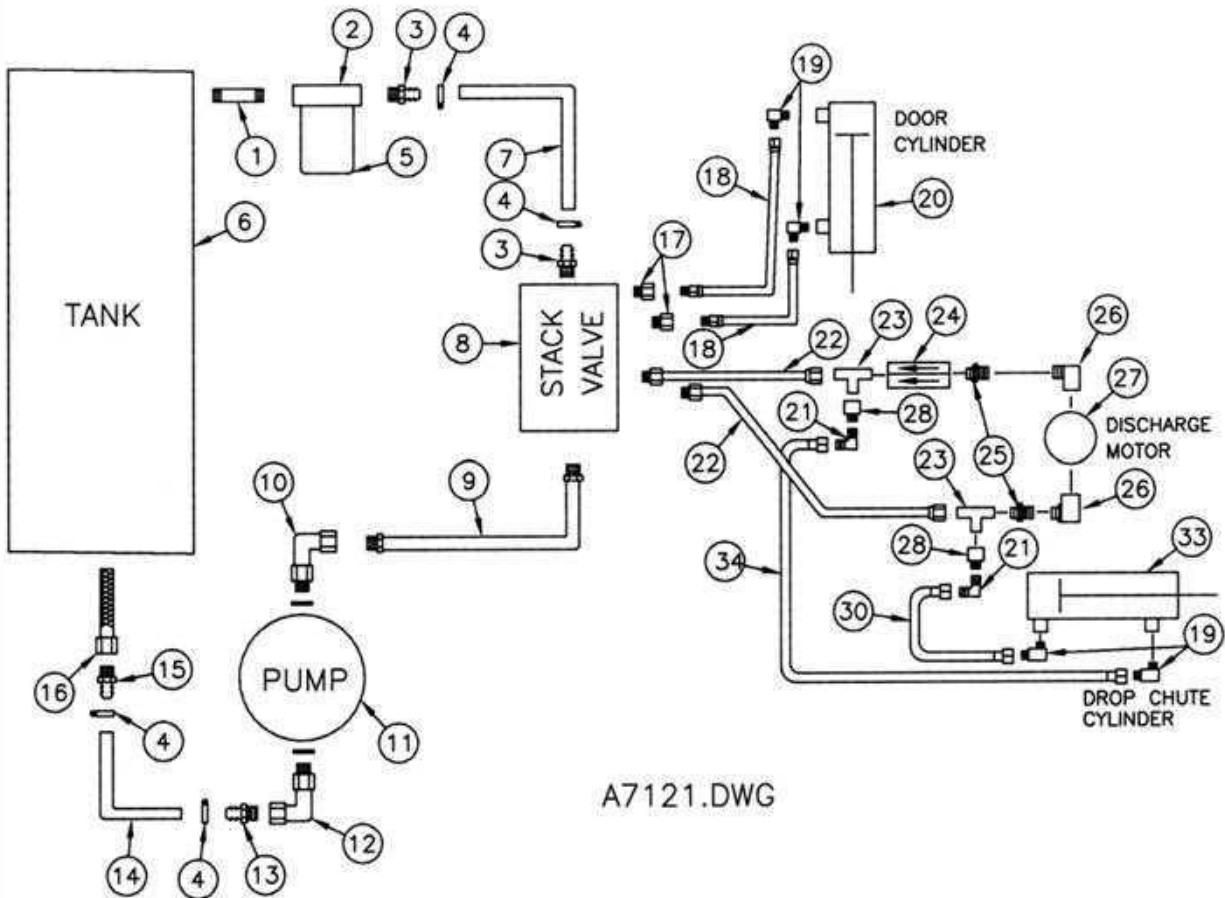


ELECTRIC CONTROL HYDRAULICS

ITEM	PART #	QTY	DESCRIPTION	ITEM	PART #	QTY	DESCRIPTION
1	102139	1	VALVE, ASSEMBLY	*14	102087	1	HOSE ASS'Y, 18" LG STD DISCHRG
*2	102390	1	HOSE ASS'Y, 11FT. W/90 DEG. FIT.	*14	A16823	1	HOSE ASS'Y, 31" LG EXT DISCHRG
*3	102391	1	HOSE ASS'Y, 11 FT.	16	101919	1	VALVE, CHECK
*4	102392	2	HOSE ASS'Y, 6 FT. W/90 DEG. FIT.	*18	102091	1	HOSE ASS'Y, 13" LG STD DISCHRG
*5	102393	1	HOSE ASS'Y, 8 FT. W/90 DEG. FIT.	*18	A16822	1	HOSE ASS'Y, 29" LG EXT DISCHRG
*6	102394	1	HOSE ASS'Y, 10 FT. W/90 DEG. FIT.	19	100014	2	ADAPTER
7	102144	2	ELBOW	20	102141	1	TEE, 1 FEMALE - 2 MALE
8	A17368	1	CYLINDER ASSEMBLY, DOOR	21	102403	1	ELBOW
9	490201	1	SWITCH, TOGGLE	22	101900	1	MOTOR, HYDRAULIC
10	490200	1	SWITCH, TOGGLE 2 POLE MOMEN.	23	102161	1	ADAPTER
11	A16738	1	ELECTRIC CONTROL ASSEMBLY	24	102402	1	ELBOW
12	102405	1	TEE, ALL MALE	25	101642	2	ELBOW
13	102158	2	ADAPTER, REDUCER	26	A17370	1	CYLINDER ASS'Y, DROP CHUTE

NOTE: * MEASURE THE LENGTH OF EACH HOSE BEFORE ORDERING.

INTEGRAL HYDRAULICS



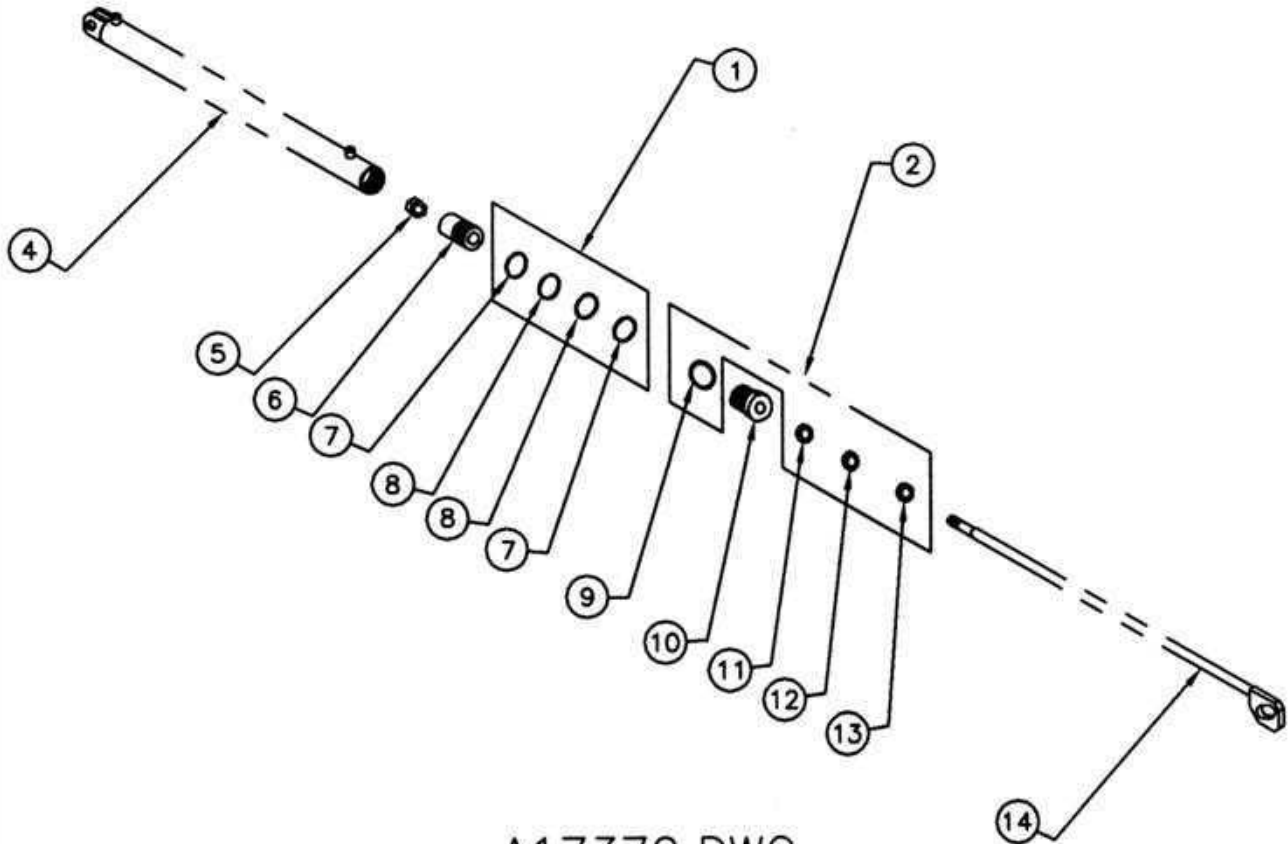
A7121.DWG

INTEGRAL HYDRAULICS

ITEM	PART #	QTY	DESCRIPTION	ITEM	PART #	QTY	DESCRIPTION
1	101842	1	NIPPLE	18	102089	2	HOSE ASSEMBLY, 72" LG.
2	101242	1	FILTER AND ADAPTER	19	101642	4	ELBOW, 90 DEG.
3	100831	1	HOSE BARB	20	A17368	1	CYLINDER ASS'Y, DIS. DOOR
4	100514	4	HOSE CLAMP	21	101244	2	ELBOW, 90 DEG.
5	4310	1	HYDRAULIC FILTER	22	102088	2	HOSE ASSEMBLY, 92" LG.
6	A34370	1	HYDRAULIC RESERVOIR	23	100011	1	TEE
7	11835	1	HOSE, 72" LG.	24	101919	1	CHECK VALVE
8	102092	1	STACK VALVE	25	100014	2	ADAPTER
9	101857	1	HOSE ASSEMBLY, 60" LG.	26	101093	2	ELBOW, 90 DEG.
10	102093	1	ELBOW, 90 DEG.	27	101900	1	MOTOR, HYDRAULIC
11	102085	1	PUMP	28	100167	2	ADAPTER
12	102094	1	ELBOW, 90 DEG.	*30	102091	1	HOSE ASS'Y, 13" STD. DISCHARGE
13	100515	1	HOSE BARB	*30	A16822	1	HOSE ASS'Y, 29" EXT. DISCHARGE
14	15909	1	HOSE, 50" LG.	33	A17370	1	CYLINDER ASS'Y, DROP CHUTE
15	102240	1	HOSE BARB	*34	102087	1	HOSE ASS'Y, 18" STD. DISCHARGE
16	100978	1	TANK SCREEN	*34	A16823	1	HOSE ASS'Y, 31" EXT. DISCHARGE
17	102090	2	ADAPTER				

NOTE: *30,34 - MEASURE THE LENGTH OF EACH HOSE BEFORE ORDERING.

DROP CHUTE CYLINDER



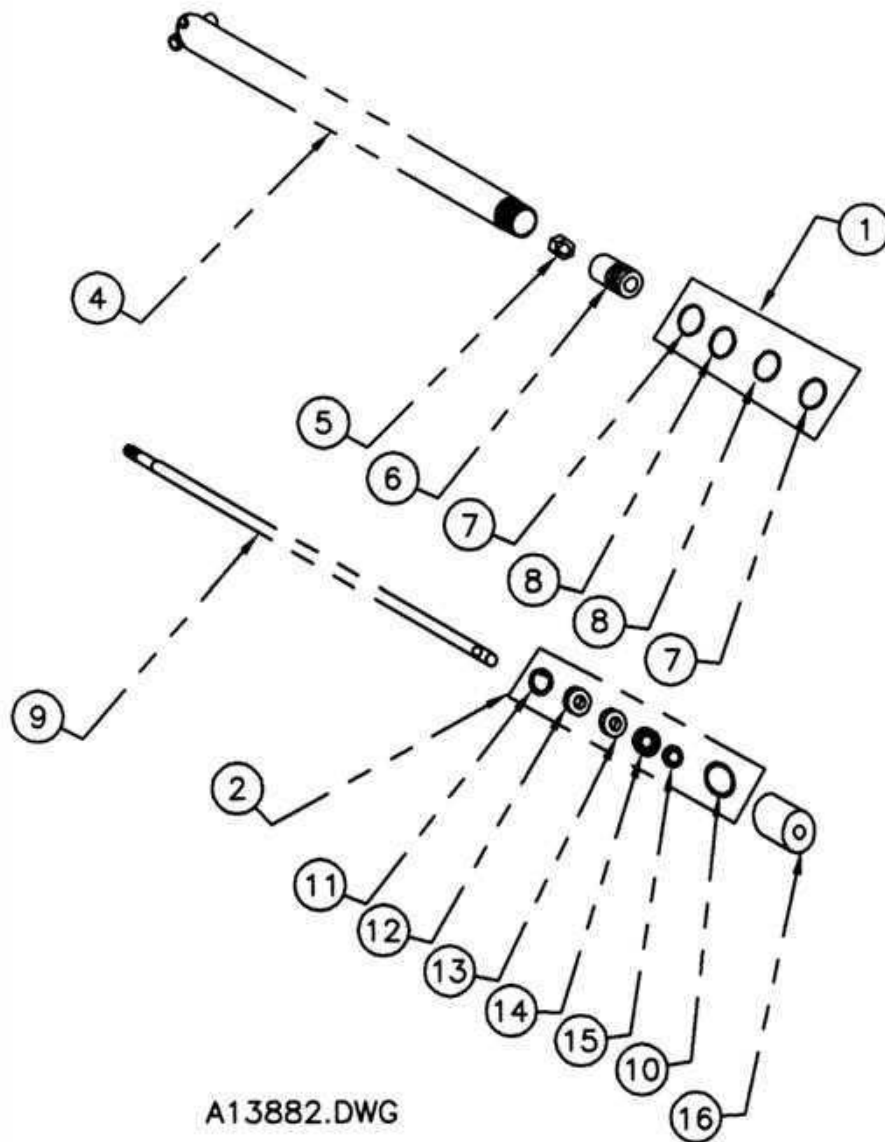
A17370.DWG

DROP CHUTE CYLINDER

ITEM	PART #	QTY	DESCRIPTION	ITEM	PART #	QTY	DESCRIPTION
	A17370	1	CHUTE CYLINDER ASSEMBLY	8	*NSS	2	BACK-UP RING
1	A9252	1	PISTON SEAL KIT	9	*NSS	1	O-RING
2	A9400	1	GLAND NUT SEAL KIT	10	14503	1	GLAND NUT
4	A17369	1	CYLINDER BODY	11	*NSS	1	O-RING
5	100248	1	NUT	12	*NSS	1	BACK-UP RING
6	10092	1	PISTON	13	*NSS	1	WIPER
7	*NSS	2	O-RING	14	A14507	1	CYLINDER SHAFT ASSEMBLY

NOTE: *NSS - NOT SOLD SEPARATELY

DISCHARGE DOOR CYLINDER



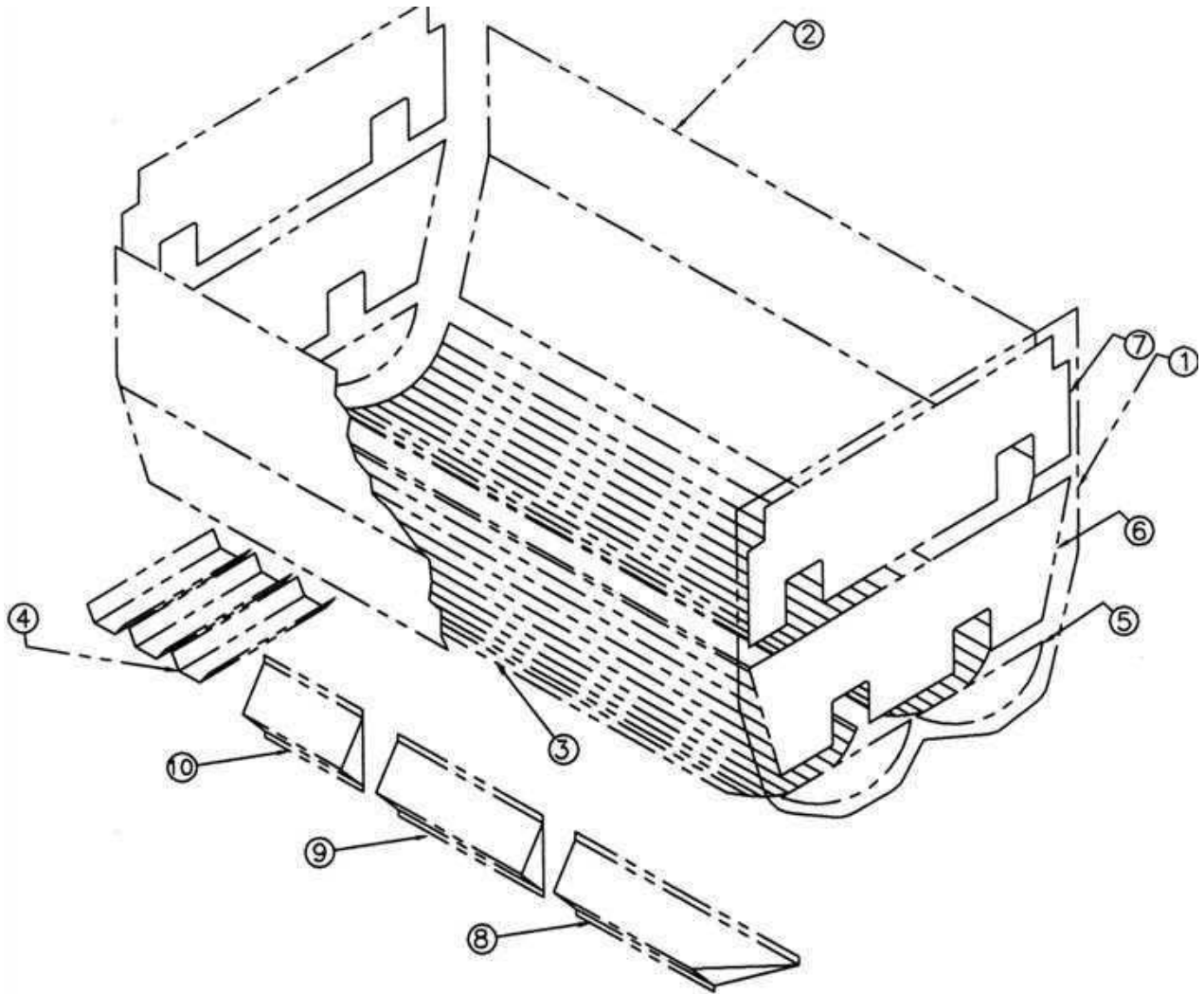
A13882.DWG

DISCHARGE DOOR CYLINDER

ITEM	PART #	QTY	DESCRIPTION	ITEM	PART #	QTY	DESCRIPTION
	A17368	1	CYLINDER ASS'Y, DISCHARGE DOOR	9	*NSS	1	PISTON ROD
1	A9252	1	PISTON SEAL KIT	10	*NSS	1	O-RING
2	A9409	1	GLAND NUT SEAL KIT	11	*NSS	1	RETAINING RING
4	A17367	1	CYLINDER BODY ASSEMBLY	12	*NSS	1	BUSHING
5	100248	1	NUT	13	*NSS	1	POLY SEAL
6	10092	1	PISTON	14	*NSS	1	WIPER BUSHING
7	*NSS	2	O-RING	15	*NSS	1	WIPER RING
8	*NSS	2	BACK-UP RING	16	17364	1	GLAND NUT

NOTE: *NSS - NOT SOLD SEPARATELY

LINERS & HAY SHELVES

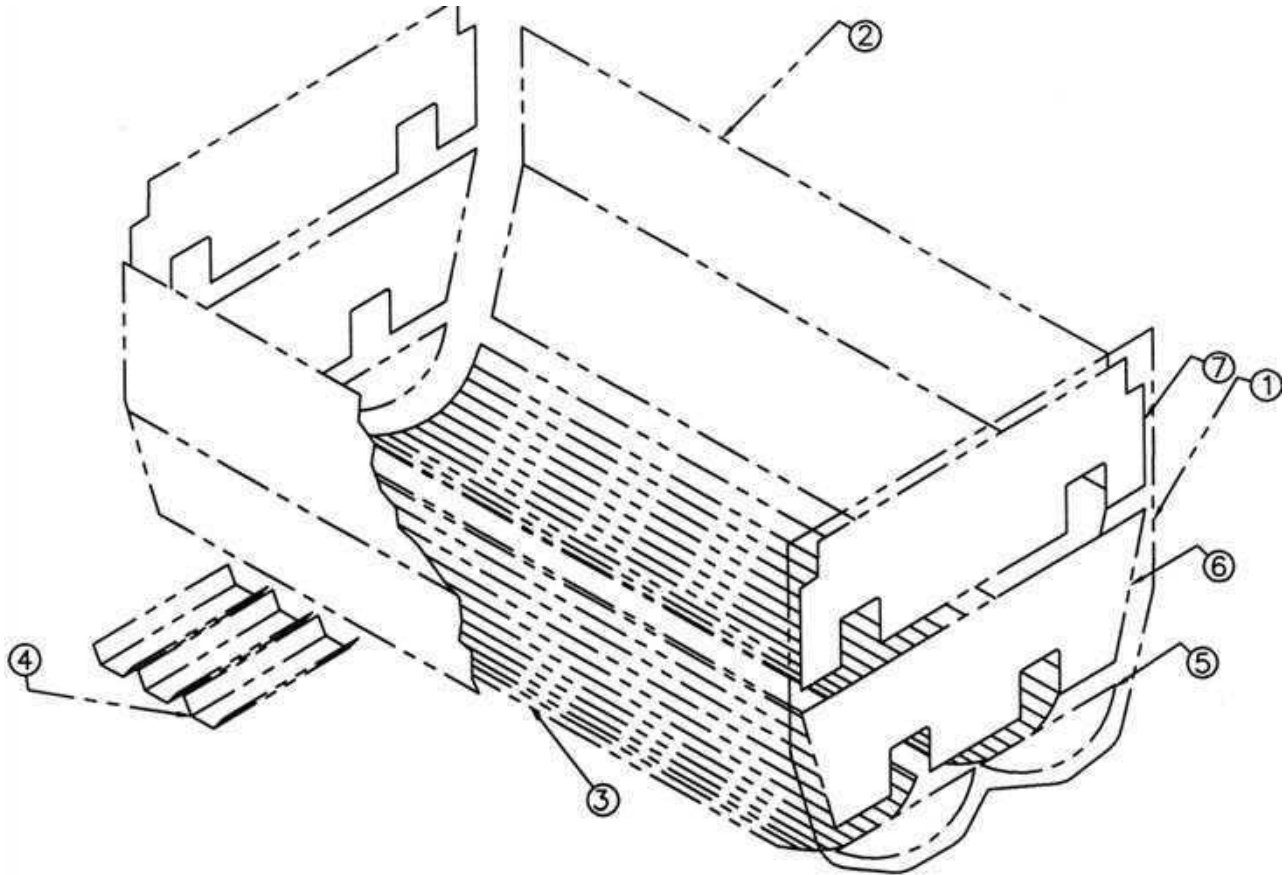


LINERS & HAY SHELVES

ITEM	PART #	QTY	DESCRIPTION	ITEM	PART #	QTY	DESCRIPTION
*1	A9665	2	END LINER STAINLESS STEEL	3	9509	2	BOTTOM SS, 6 FT. LG. (303)
*1	A9737	2	END LINER MILD STEEL	3	9510	2	BOTTOM MS, 6 FT. LG. (303)
2	9501	4	SIDE LINER SS, 4 FT. LG. (203)	*4	9513	3	DISCHARGE LINER 32" SS
2	9502	4	SIDE LINER MS, 4 FT. LG. (203)	*4	9477	3	DISCHARGE LINER 32" MILD
2	9501	2	SIDE LINER SS, 4 FT. LG. (253)	*4	9514	3	DISCHARGE LINER 44" SS
2	9503	2	SIDE LINER SS, 6 FT. LG. (253)	*4	9478	3	DISCHARGE LINER 44" MILD
2	9502	2	SIDE LINER MS, 4 FT. LG. (253)	5	9664	2	END LINER BOTTOM SS
2	9504	2	SIDE LINER MS, 6 FT. LG. (253)	5	9740	2	END LINER BOTTOM MILD
2	9503	2	SIDE LINER SS, 6 FT. LG. (303)	6	9663	2	END LINER MID SS
2	9504	2	SIDE LINER MS, 6 FT. LG. (303)	6	9739	2	END LINER MID MILD
3	9507	2	BOTTOM SS, 4 FT. LG. (203)	7	9696	2	END LINER TOP SS
3	9508	2	BOTTOM MS, 4 FT. LG. (203)	7	9738	2	END LINER TOP MILD
3	9507	1	BOTTOM SS, 4 FT. LG. (253)	8	A16672	1	HAY SHELF ASS'Y, 6 FT (203, 253, 303)
3	9509	1	BOTTOM SS, 6 FT. LG. (253)	9	A16678	1	HAY SHELF ASS'Y, 4 FT (303)
3	9508	1	BOTTOM MS, 4 FT. LG. (253)	10	A16692	1	HAY SHELF ASS'Y, 2 FT (253)
3	9510	1	BOTTOM MS, 6 FT. LG. (253)				

NOTE: *1,*4 - WHEN ORDERING A NEW DISCHARGE, AUGER, AUGER FLIGHTING, BOTTOM, OR LINER MEASURE LENGTH. MEASUREMENTS ARE TAKEN FROM UNDER ANY AUGER FROM THE BACK PLATE TO THE END (WHERE CHUTE BEGINS).

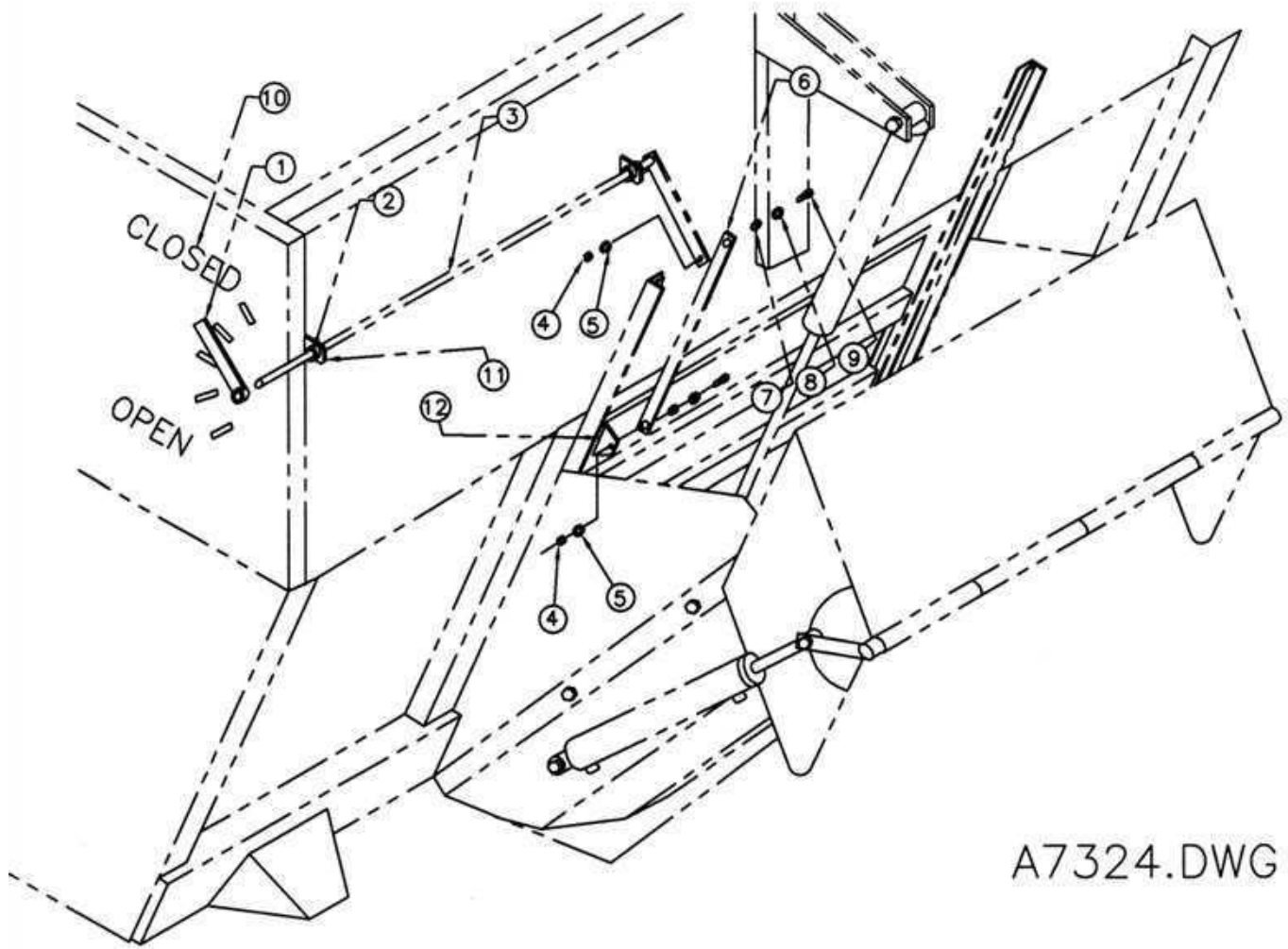
LINERS



LINERS

ITEM	PART #	QTY	DESCRIPTION	ITEM	PART #	QTY	DESCRIPTION
*1	A9665	2	END LINER STAINLESS STEEL	3	9508	1	BOTTOM MS, 4 FT. LG. (253)
*1	A9737	2	END LINER MILD STEEL	3	9510	1	BOTTOM MS, 6 FT. LG. (253)
2	9501	4	SIDE LINER SS, 4 FT. LG. (203)	3	9509	2	BOTTOM SS, 6 FT. LG. (303)
2	9502	4	SIDE LINER MS, 4 FT. LG. (203)	3	9510	2	BOTTOM MS, 6 FT. LG. (303)
2	9501	2	SIDE LINER SS, 4 FT. LG. (253)	*4	9513	3	DISCHARGE LINER 32' SS
2	9503	2	SIDE LINER SS, 6 FT. LG. (253)	*4	9477	3	DISCHARGE LINER 32' MILD
2	9502	2	SIDE LINER MS, 4 FT. LG. (253)	*4	9514	3	DISCHARGE LINER 44' SS
2	9504	2	SIDE LINER MS, 6 FT. LG. (253)	*4	9478	3	DISCHARGE LINER 44' MILD
2	9503	2	SIDE LINER SS, 6 FT. LG. (303)	5	9664	2	END LINER BOTTOM SS
2	9504	2	SIDE LINER MS, 6 FT. LG. (303)	5	9740	2	END LINER BOTTOM MILD
3	9507	2	BOTTOM SS, 4 FT. LG. (203)	6	9663	2	END LINER MID SS
3	9508	2	BOTTOM MS, 4 FT. LG. (203)	6	9739	2	END LINER MID MILD
3	9507	1	BOTTOM SS, 4 FT. LG. (253)	7	9696	2	END LINER TOP SS
3	9509	1	BOTTOM SS, 6 FT. LG. (253)	7	9738	2	END LINER TOP MILD

DOOR MARKER - TRAILER

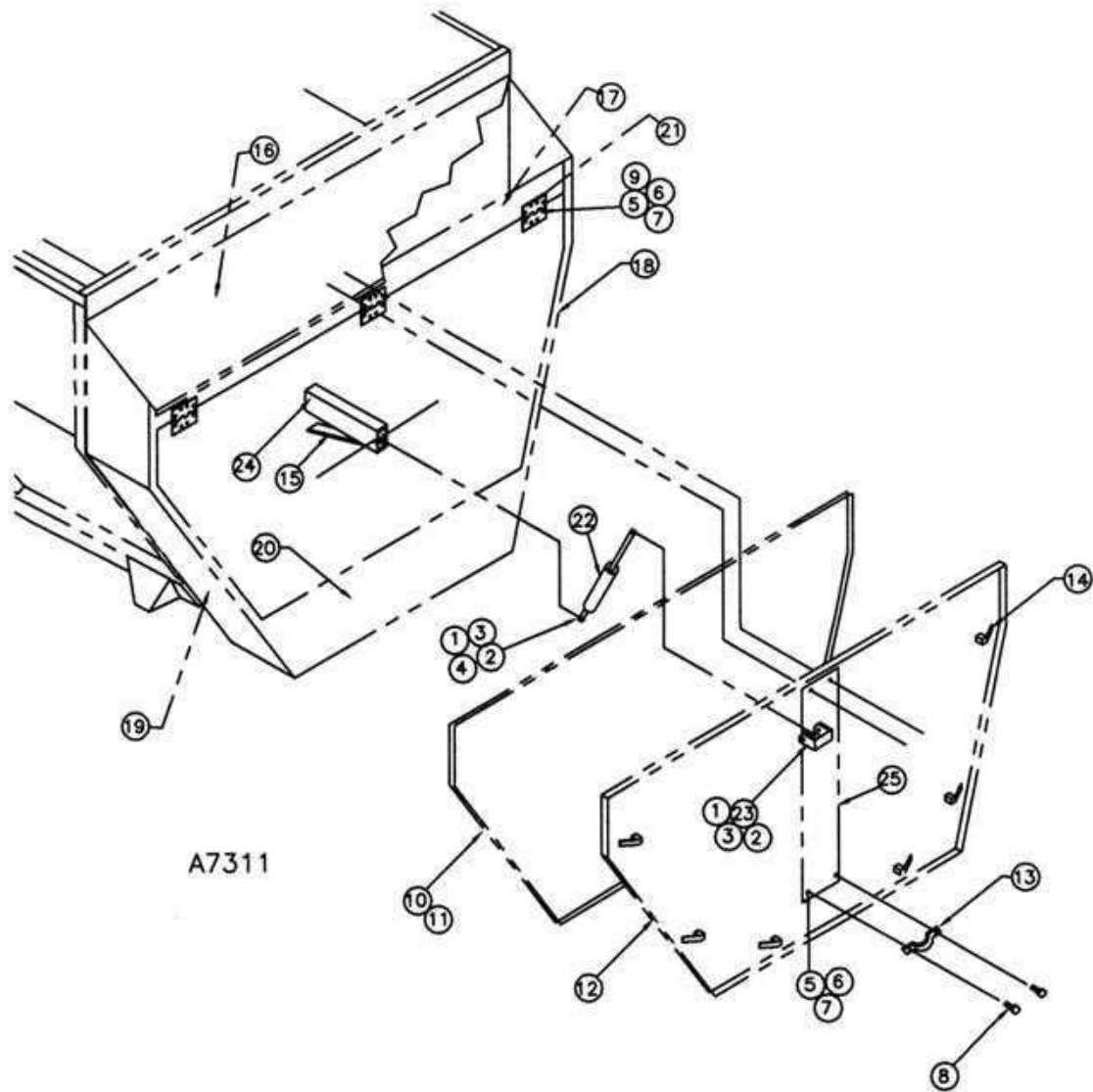


A7324.DWG

DOOR MARKER - TRAILER

ITEM	PART #	QTY	DESCRIPTION	ITEM	PART #	QTY	DESCRIPTION
1	A15447	1	POINTER ASSEMBLY	7	101981	2	SPACER
1	A15952	1	POINTER ASSY (303 TRUCK)	8	100443	2	WASHER, FLAT
2	101951	2	SHAFT COLLAR	9	300892C	2	SCREW
3	A15446	1	ARM ASSEMBLY	10	101992	1	DECAL, DOOR GAUGE
4	100297	2	NUT	10	101181	1	DECAL, DOOR GAUGE (303 TRUCK)
5	100170	2	WASHER, LOCK	11	15445	3	ROD MOUNT
6	15442	1	LINKAGE BAR	12	15701	1	DOOR MARKER TAB

REAR OIL BATH



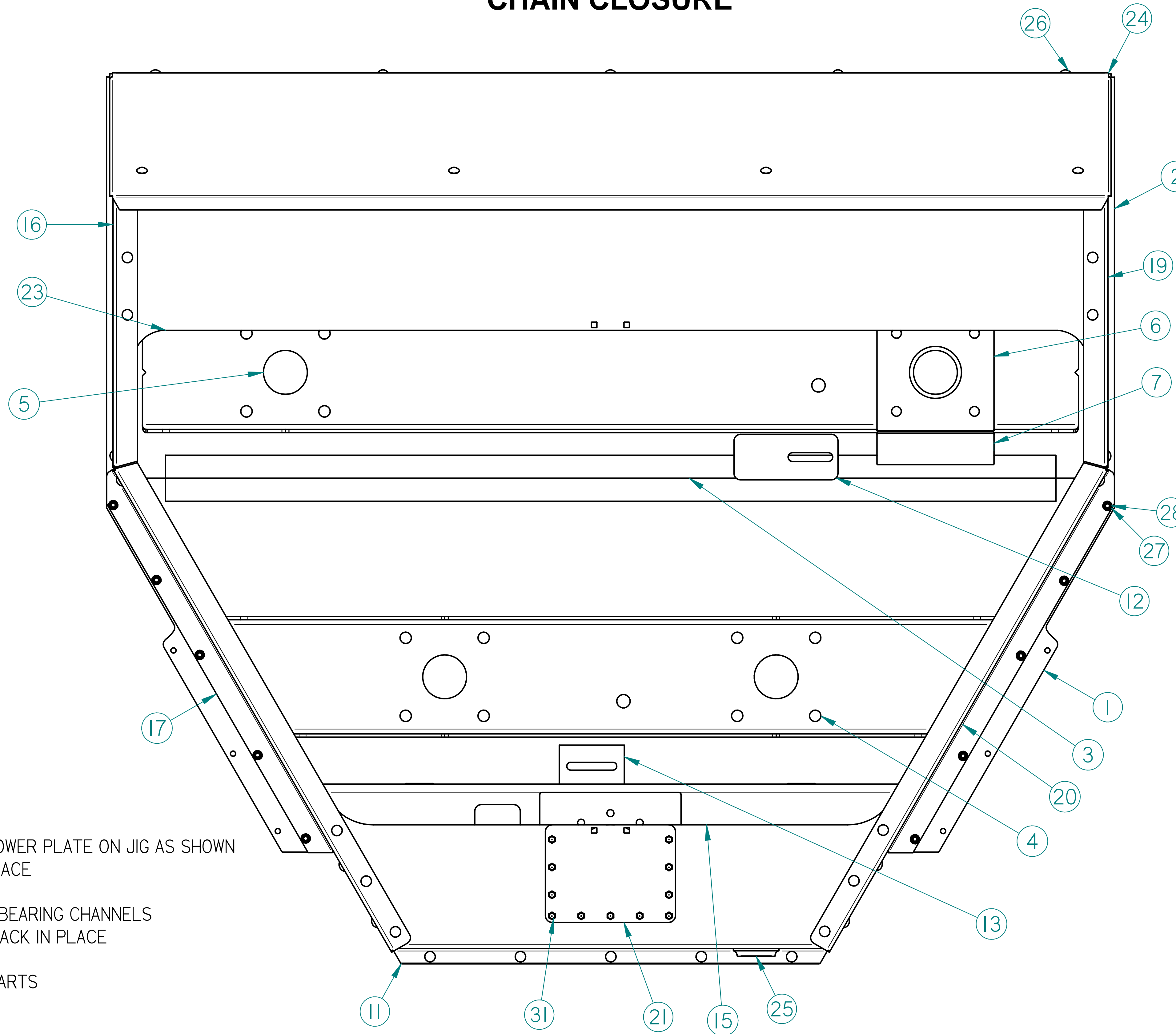
REAR OIL BATH

ITEM	PART #	QTY	DESCRIPTION	ITEM	PART #	QTY	DESCRIPTION
1	100240	2	SCREW, HEX HD CAP	14	101305	6	LATCH
2	101985	2	NUT, LOCK	15	18151	1	BAR, STRUT MOUNT BRACE
3	100300	6	WASHER, FLAT	16	17834	1	OIL BATH ROOF
4	100254	1	NUT, HEX	17	17835	1	OIL BATH TOP CLOSURE
5	100221	26	NUT	18	17831	1	OIL BATH SIDE, RIGHT
6	100304	26	WASHER, LOCK	19	17832	1	OIL BATH SIDE, LEFT
7	100443	24	WASHER, FLAT	20	17833	1	OIL BATH BOTTOM CLOSURE
8	101819	14	SCREW	21	102446	3	HINGE
9	102781	12	SCREW	22	102451	1	STRUT, GAS CHARGED SUPPORT
*10	102481	6'	SEAL, FLEXIBLE DOOR 1/4	23	A17927	1	STRUT MOUNT ASSEMBLY
*11	102477	11'	SEAL, FLEXIBLE DOOR 1/8	24	17863	1	ANGLE, STRUT MOUNT
12	17891	1	OIL BATH DOOR	25	17924	1	CHANNEL, FORMED DOOR BRACE
13	102779	1	HANDLE, OIL BATH DOOR				

NOTE: *AR - AS REQUIRED
 *10 - TO BE USED ON TOP OF DOOR OPENING.
 *11 - TO BE USED ON SIDES AND BOTTOM OF DOOR OPENING.

CHAIN CLOSURE

REVISION HISTORY			
REV	DESCRIPTION	DATE	APPROVED



ITEM #	QTY	PART #	DESCRIPTION
33'	11	100297	NUT, HEX 5/16
32'	11	100170	WASHER, LOCK 5/16
31	11	101134	SCREW, HEX HD CAP 5/16-18 UNC X 3/4 GR.5
30'	13	100300	WASHER, FLAT 3/8" USS
29	8	104164	SCREW, 3/8-16 X 1 1/4 CARRIAGE
28	62	100254	NUT, HEX 3/8 -16 UNC GR 5
27	62	100271	WASHER, LOCK 3/8"
26	54	102096	SCREW, CARRIAGE HD 3/8-16 X 1 GR 5
25	1	101988	FLANGE, WELD IN 2 IN. I.D.
24	1	24763	ROOF, 200'S CHAIN CLOSURE
23	1	24762	TOP CLOSURE - 200'S CHAIN CLOSURE
22	2	24092	ANGLE, CHAIN CLOSURE BOTTOM CORNER TIE
21	1	24761	COVER, 200'S BOTTOM CLOSURE
20	1	24760	SIDE, LOWER RIGHT CHAIN CLOSURE - 200'S
19	1	24759	SIDE, UPPER RIGHT CHAIN CLOSURE - 200'S
18	2	24758	SPLICE PLATE, CHAIN CLOSURE - 200'S
17	1	24757	SIDE, LOWER LEFT -200'S CHAIN CLOSURE
16	1	24756	SIDE, UPPER LEFT CHAIN CLOSURE - 200'S
15	1	24755	BOTTOM CLOSURE - 200'S CHAIN CLOSURE
14	1	A22759	CHAIN TENSIONER ASSY-303 LWR LFT
13	1	22757	ANGLE, CHAIN TENSIONER-303 LWR RHT
12	1	A22755	CHAIN TENSIONER ASSY-303 UPPER RHT
11	1	A24753	GEARBOX MOUNT ASSY, 200'S - CHAIN CLOSURE
10	1	17860	ANGLE, TENSIONER BRACKET
9	1	15243	SHAFT, IDLER 1" OD X 5" LG
8	2	15009	PIN, IDLER 1 OD X 6 LG
7	1	24752	PLATE, BEARING OFFSET STIFFNER - 200'S
6	1	A16801	BEARING OFFSET ASSY, 300'S
5	1	17836	CHANNEL, UPPER BEARING 200'S
4	1	17830	CHANNEL, LOWER BEARING 200'S
3	1	24751	ANGLE, END SHEET STIFFENER - 200'S
2	1	24750	SHEET, REAR TOP 200'S - CHAIN CLOSURE
1	1	24749	SHEET, LOWER REAR 200'S - CHAIN CLOSURE

NOTES:

PLACE UPPER SHEET AND LOWER PLATE ON JIG AS SHOWN ON SHEET 2 AND TACK IN PLACE

CENTER UPPER AND LOWER BEARING CHANNELS OVER BEARING HOLES AND TACK IN PLACE

TACK IN PLACE REMAINING PARTS

WELD COMPLETE

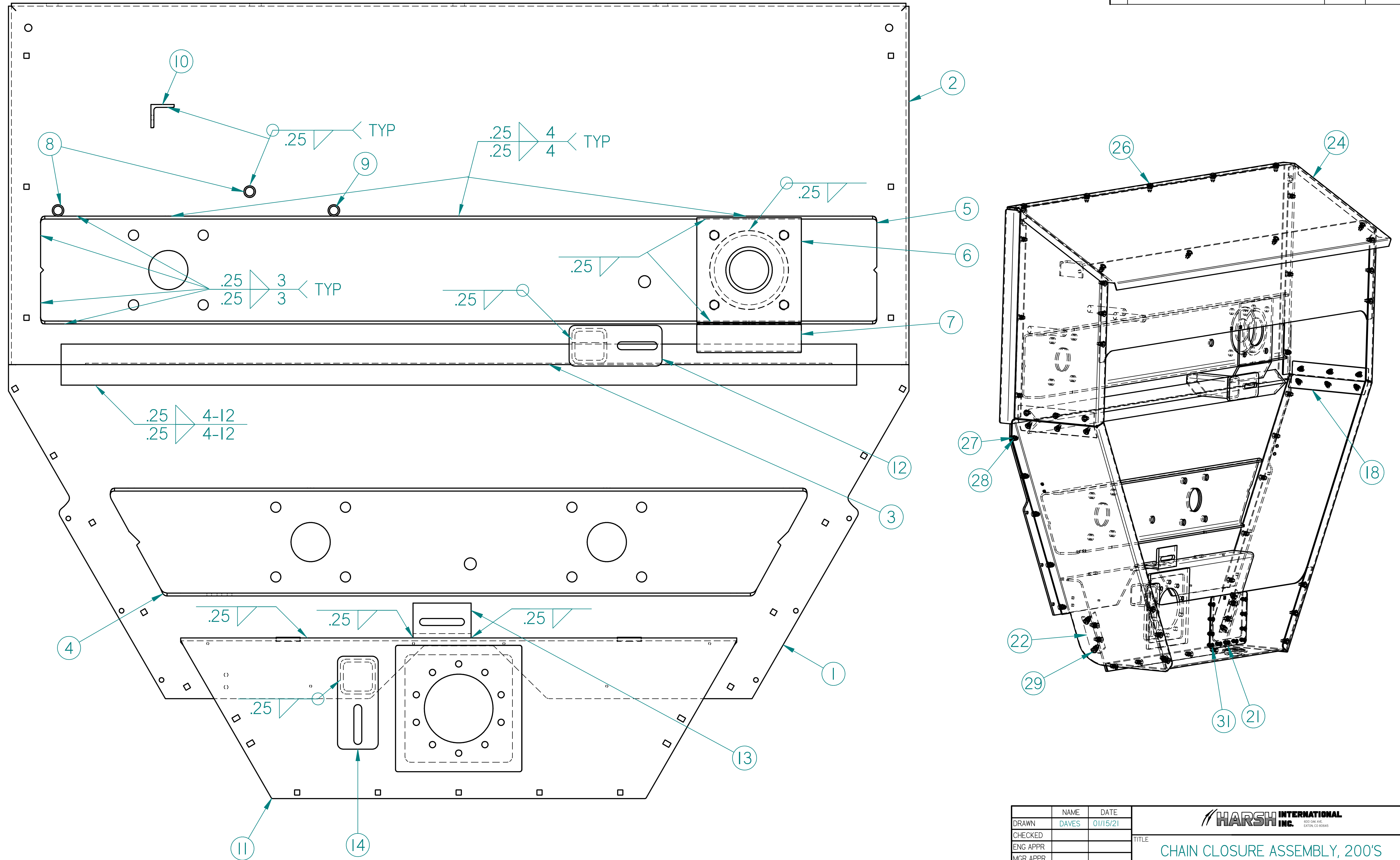
BOLT ON REMAINING PARTS USING PLATED BOLTS

SEE SHEET 2 & 3

NAME	DATE		TITLE CHAIN CLOSURE ASSEMBLY, 200'S
DRAWN	01/15/21		
CHECKED			
ENG APPR			
MGR APPR			
SIZE	DWG NO	A24748	REV
SCALE	FILE NAME: 24748.dft		NR
WEIGHT:		SHEET 1 OF 3	

CHAIN CLOSURE

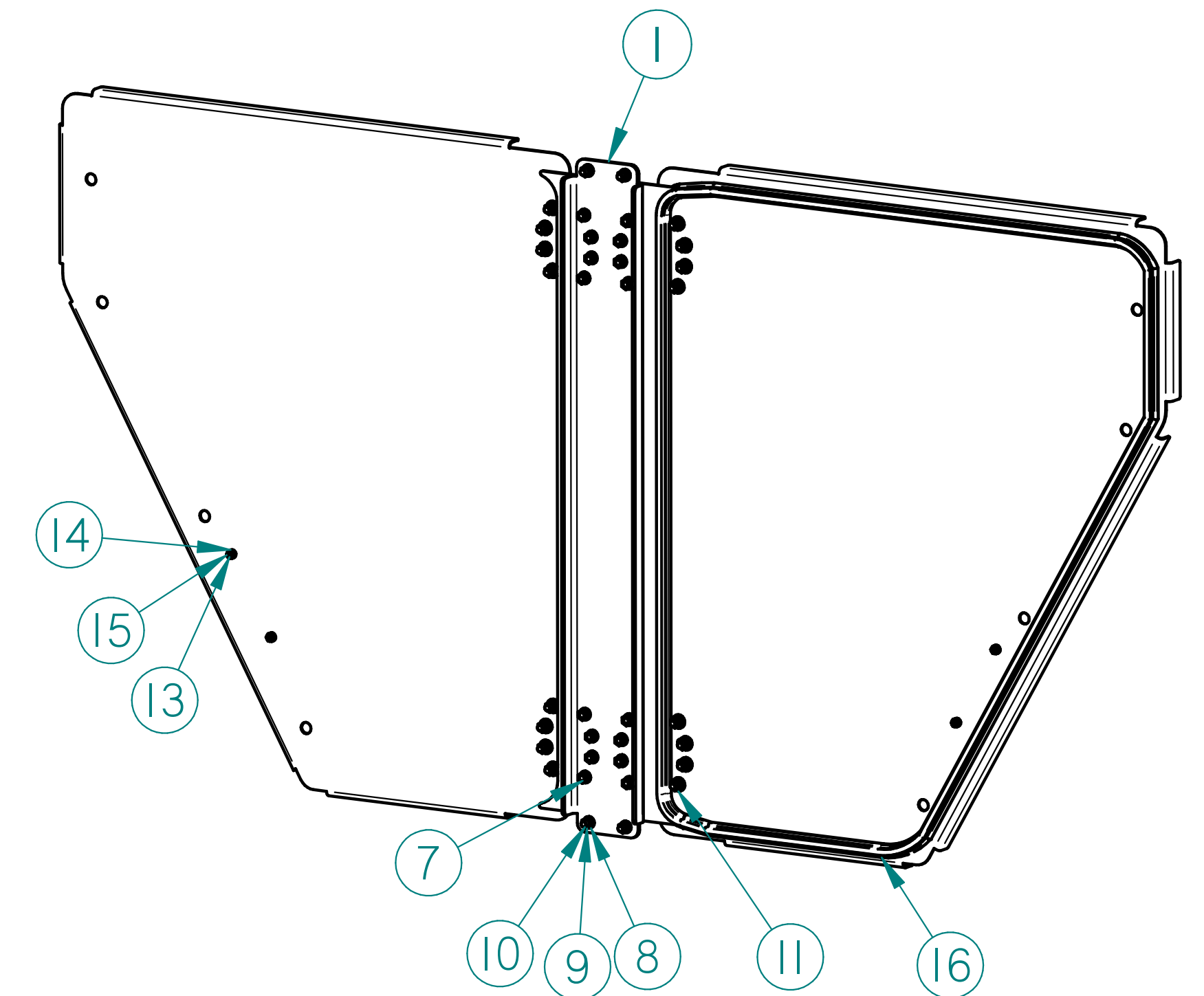
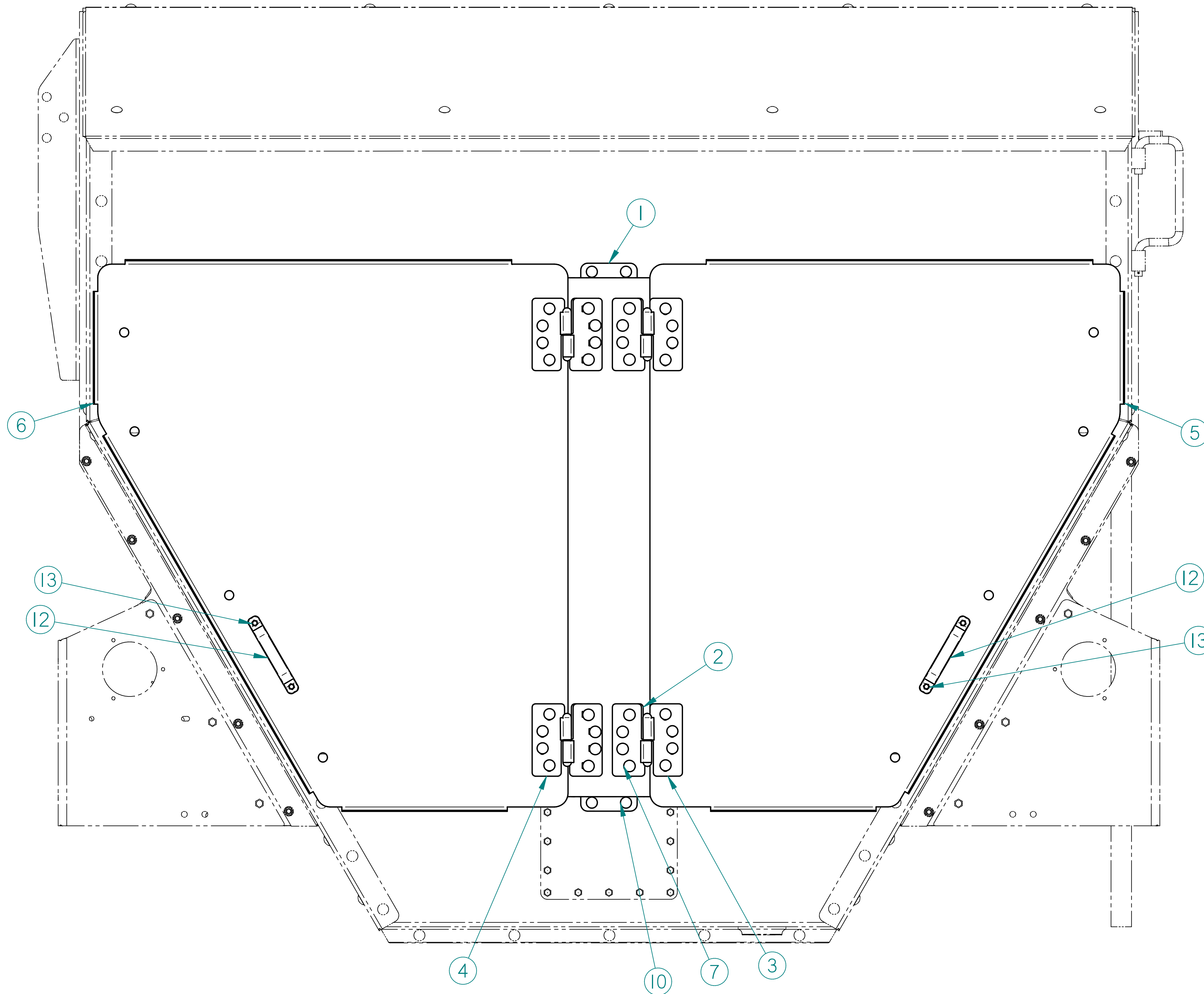
REVISION HISTORY			
REV	DESCRIPTION	DATE	APPROVED



DRAWN	NAME	DATE		TITLE CHAIN CLOSURE ASSEMBLY, 200'S	SIZE D	DWG NO A24748	REV NR
CHECKED	DAVES	01/15/21					
ENG APPR							
MGR APPR							
Tolerances: Dec: .001-.005 All Dimensions in Inches Fin: .001-.010 Angles: ±.1°			FILE NAME: 24748.dft		SCALE:	WEIGHT:	SHEET 2 OF 3

CHAIN CLOSURE DOOR

REVISION HISTORY			
REV	DESCRIPTION	DATE	APPROVED

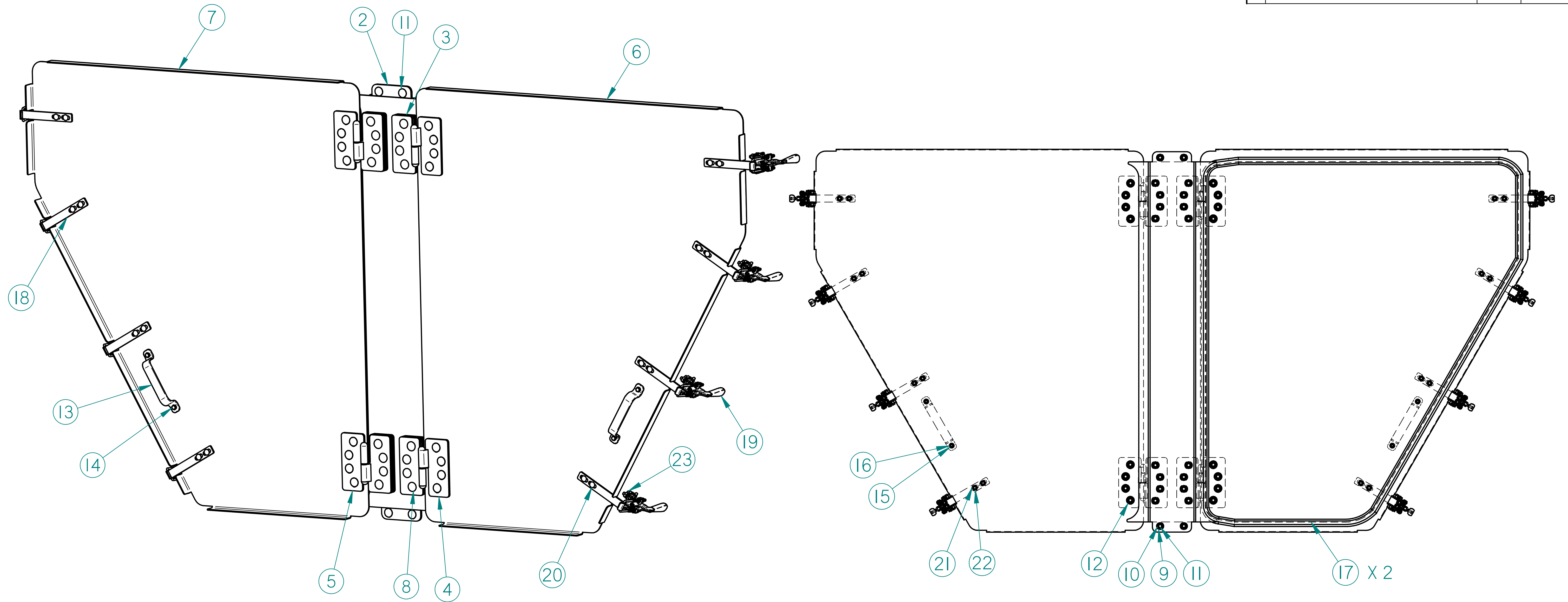


ITEM #	QTY	PART #	DESCRIPTION
16	1	I02477	FLEXIBLE DOOR SEAL
15	4	I00221	NUT, HEX, 1/4-20 UNC GR 5
14	4	I00304	WASHER, LOCK 1/4 CADMIUM PLATED
13	4	I01474	SCREW, HX HD CAP 1/4-20 X 5/8
12	2	I02779	HANDLE, OIL BATH DOOR
11	16	I00300	WASHER, FLAT 3/8" USS
10	20	I02096	SCREW, CARRIAGE HD 3/8-16 X 1 GR 5
9	36	I00254	NUT, HEX 3/8 -16 UNC GR 5
8	36	I00271	WASHER, LOCK 3/8"
7	16	I02621	SCREW, CARRIAGE HEAD 3/8-16 UNC X 1 1/2 GR5
6	1	24772	DOOR, 200'S CHAIN CLOSURE - LEFT
5	1	24773	DOOR, 200'S CHAIN CLOSURE - RIGHT
4	2	A23435	HINGE ASSY, REAR SHEET DOOR (LEFT)
3	2	A23436	HINGE ASSY, REAR SHEET DOOR (RIGHT)
2	12	23432	PLATE, DOOR HINGE SPACER
1	1	A24115	CENTER MEMBER, CHAIN CLOSURE DOOR, 300S

NAME	DATE		TITLE DOOR GROUP, CHAIN CLOSURE - 200'S	REV NR	
DRAWN	DAVES				02/03/21
CHECKED					
ENG APPR					
MGR APPR					
Tolerances: Dec: .001, .005 Mill: .005, .010 All Dimensions in Inches Fin: .001, .010 Angles: 4:1			SIZE D	DWG NO A8566	
Break in Sharp Corners (10-Max)			FILE NAME: 8566.dft	SCALE:	
			WEIGHT:	SHEET 1 OF 1	

CHAIN CLOSURE DOOR - W/ PULL LATCHES

REVISION HISTORY			
REV	DESCRIPTION	DATE	APPROVED



ITEM #	QTY	PART #	DESCRIPTION	ITEM #	QTY	PART #	DESCRIPTION
12	16	100300	WASHER, FLAT 3/8" USS	23	28	101819	SCREW, HX HD CAP 1/4-20 UNC X 3/4
11	20	102096	SCREW, CARRIAGE HD 3/8-16 X 1 GR 5	22	16	100297	NUT, HEX 5/16
10	36	100254	NUT, HEX 3/8 -16 UNC GR 5	21	16	100170	WASHER, LOCK 5/16
9	36	100271	WASHER, LOCK 3/8"	20	16	101965	SCREW, CARRIAGE HD 5/16-18 X 3/4
8	16	102621	SCREW, CARRIAGE HEAD 3/8-16 UNC X 1 1/2 GR5	19	8	104889	LATCH, CHAIN CLOSURE DOOR
7	1	24941	DOOR, LEFT - CHAIN CLOSURE, 200'S (PULL LATCHES)	18	8	24923	LATCH HOOK, CHAIN CLOSURE DOOR
6	1	24942	DOOR, RIGHT - CHAIN CLOSURE, 200'S (PULL LATCHES)	17	1	102477	FLEXIBLE DOOR SEAL
5	2	A23435	HINGE ASSY, REAR SHEET DOOR (LEFT)	16	29	100221	NUT, HEX, 1/4-20 UNC GR 5
4	2	A23436	HINGE ASSY, REAR SHEET DOOR (RIGHT)	15	29	100304	WASHER, LOCK 1/4 CADMIUM PLATED
3	12	23432	PLATE, DOOR HINGE SPACER	14	4	101474	SCREW, HX HD CAP 1/4-20 X 5/8
2	1	A24115	CENTER MEMBER, CHAIN CLOSURE DOOR, 300S	13	2	102779	HANDLE, OIL BATH DOOR

DRAWN	NAME	DATE
CHECKED	DAVES	02/18/22
ENG APPR		
MGR APPR		

HARSH INTERNATIONAL
800 OAK AVE.
LATHAM, NY 12110

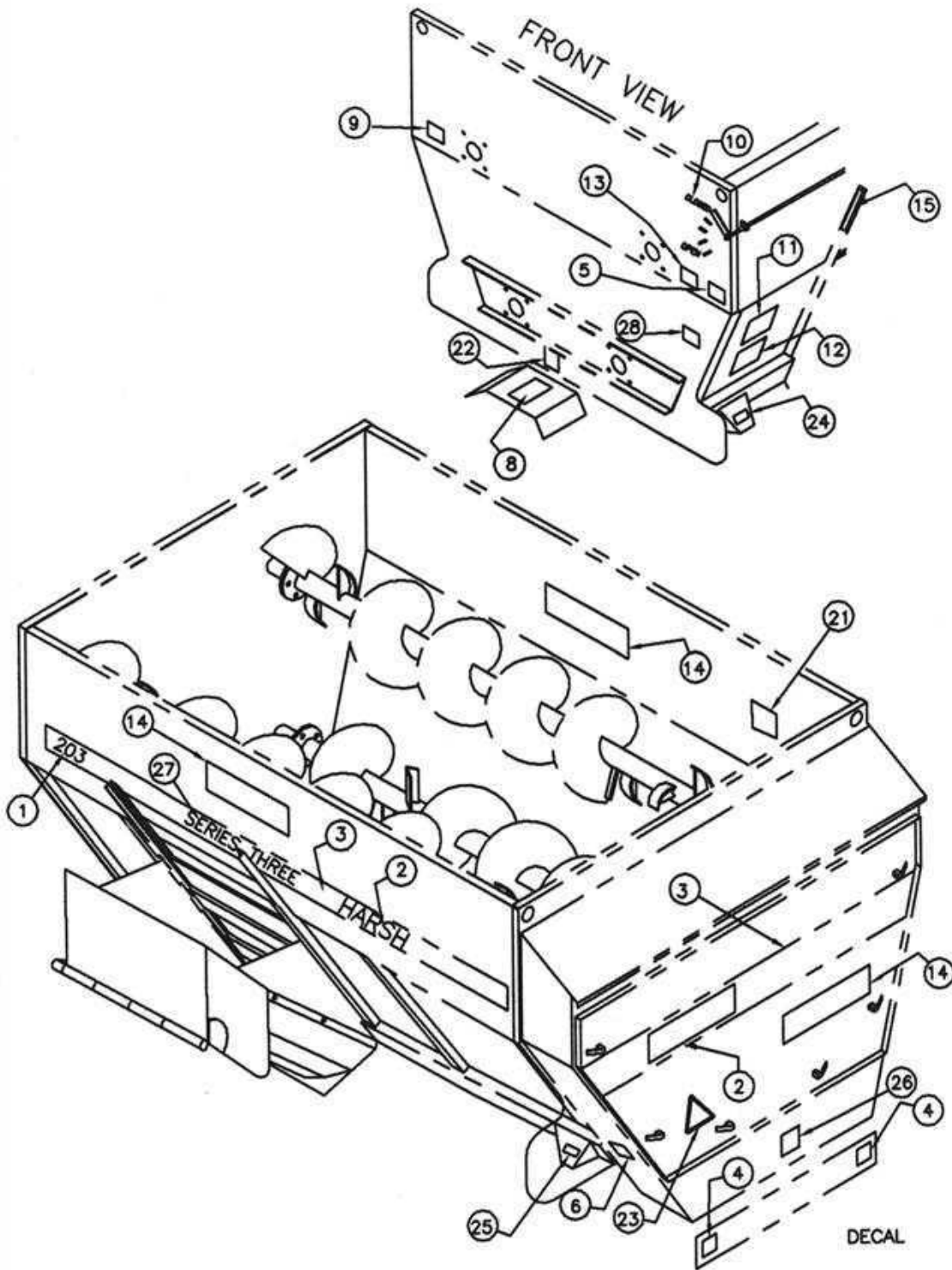
TITLE: **DOOR GROUP, CHAIN CLOSURE - 200'S (PULL LATCHES)**

SIZE: **D** DWG NO: **A8593** REV: **NR**

FILE NAME: 8593.dft

SCALE: SHEET 1 OF 1

MIXER DECALS



MIXER DECALS

ITEM	PART #	QTY	DESCRIPTION	ITEM	PART #	QTY	DESCRIPTION
1	102791	2	203 DECAL	15	101181	1	DOOR MARKER (TRUCK)
1	102792	2	253 DECAL	**	A9433	1	HAYMOGENIZER DECAL KIT
1	102793	2	303 DECAL	**	A9682	1	203 DECAL KIT
2	102549	3	HARSH DECAL (SIDE, REAR)	**	A9683	1	253 DECAL KIT
3	102546	18'	RED STRIPE SIDE, 203	**	A9684	1	303 DECAL KIT (TRAILER)
3	102546	26'	RED STRIPE SIDE, 253	**	A9687	1	303 DECAL KIT (TRUCK)
3	102546	30'	RED STRIPE SIDE, 303	**	A9595	1	SAFETY DECAL KIT
4	102097	2	NO LIFT DECAL	20	102372	2	STATIONARY DECAL
5	102339	1	DANGER, ROTATING AUGERS	*21	102071	1	DANGER DO NOT ENTER
6	102070	1	OIL BATH MAINTENANCE	*22	102370	1	DO NOT OPERATE W/O SHIELD
8	102358	1	DANGER, DRIVE LINE	*23	102556	1	SLOW MOVING VEHICLE
9	102107	1	DANGER, 540 RPM	24	102360	2	REFLECTOR, ORANGE
10	101992	1	DOOR MARKER (TRAILER)	25	102361	2	REFLECTOR, RED
11	102069	1	MAINTENANCE	26	102776	1	GEAR BOX SPROCKET ROTATION
12	102109	1	CAUTION, WELDING	27	102794	2	DECAL, SERIES THREE
13	102110	1	HAYMOGENIZER LOADING	*28	102874	1	DECAL, OFF ROAD USE
14	102359	1	HAYMOGENIZER	*29	102777	1	DECAL, TUB GUARD

NOTE: *21,*29 - INSTALL NEXT TO LADDER.

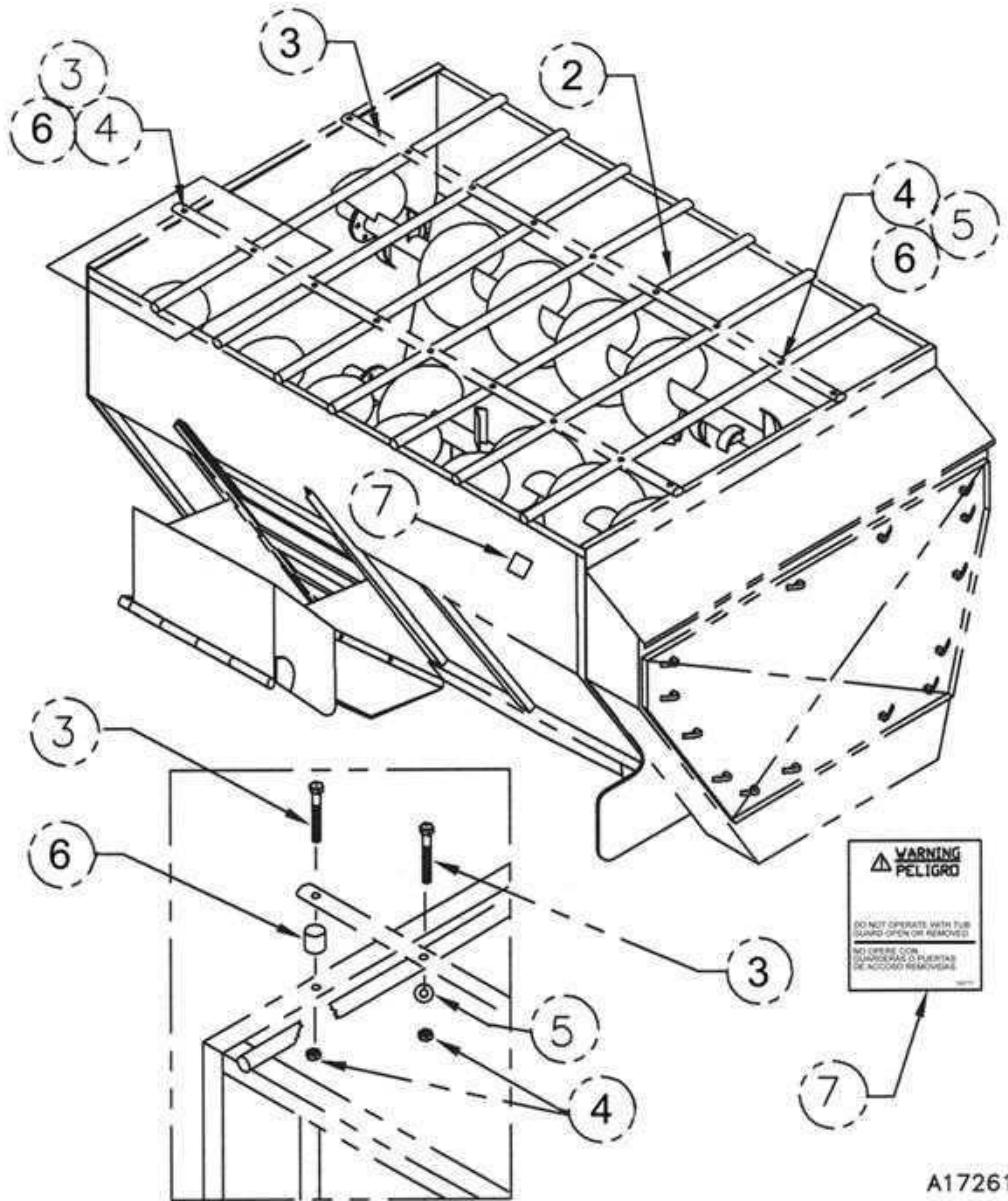
*22,*23,*28 - DECALS ARE USED ON TRAILER MODEL ONLY.

** DECALS INCLUDED IN DECAL KITS ARE EQUAL TO DECALS ATTACHED TO MIXER AT TIME OF SHIPMENT.

DECALS NOT AVAILABLE SEPARATELY...PURCHASE BY KIT ONLY

HARSH ENCOURAGES THE REPLACEMENT OF ALL SAFETY DECALS WHEN THEY BECOME UNREADABLE, DAMAGED, OR IF THE UNIT IS REPAINTED. IN ORDER TO ASSURE MIXERS ARE COMPLETELY REDECALED WITH ALL THE NECESSARY SAFETY DECALS, THEY ARE INCLUDED IN THE TRUCK AND TRAILER DECAL KITS. IF YOU DO NOT DESIRE TO PURCHASE THE COMPLETE MIXER DECAL KIT, YOU CAN PURCHASE ONLY THE SAFETY DECAL KIT WHICH WILL PROVIDE YOU WITH THE SAFETY AND OPERATION DECALS ONLY.

TUB GUARD

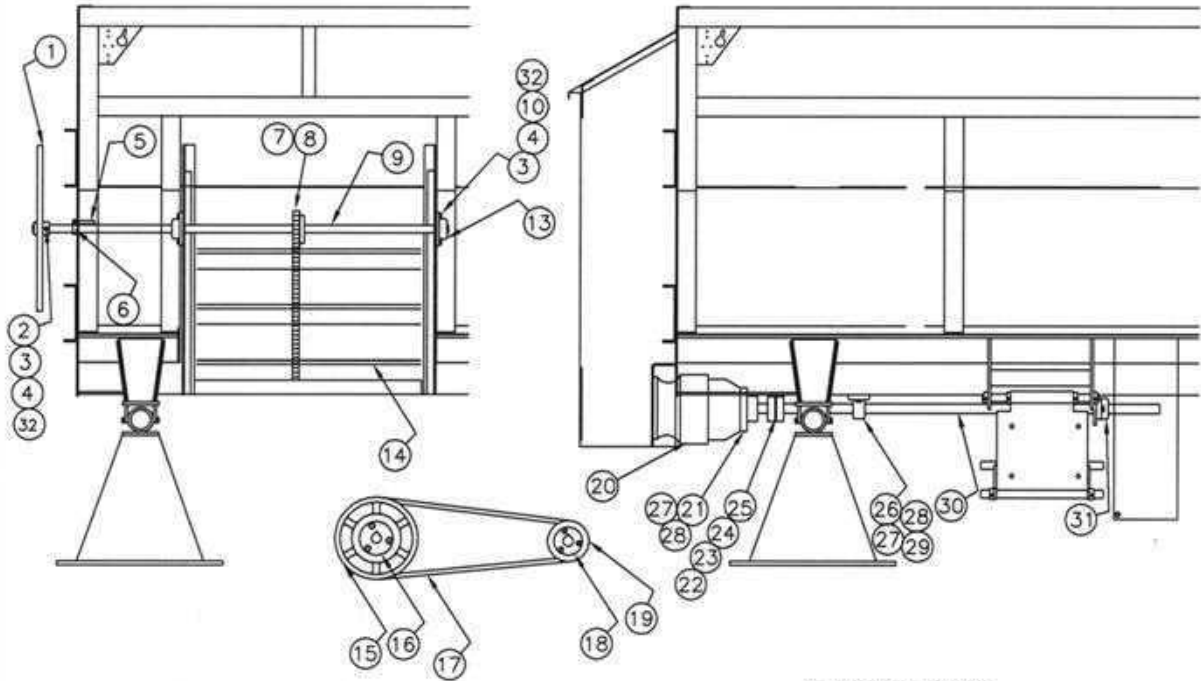


TUB GUARD

ITEM	PART #	QTY	DESCRIPTION	ITEM	PART #	QTY	DESCRIPTION
*	A18239	1	TUB GUARD ASSEMBLY (203)	3	102127	16	SCREW, HEX HD CAP (253)
*	A18237	1	TUB GUARD ASSEMBLY (253)	3	102127	18	SCREW, HEX HD CAP (303)
*	A18240	1	TUB GUARD ASSEMBLY (303)	4	102574	14	NUT, HEX NY-LOCK (203)
1	17251	2	PIPE, TUB GUARD 96" LG. (203)	4	102574	16	NUT, HEX NY-LOCK (253)
1	17252	2	PIPE, TUB GUARD 120" LG. (253)	4	102574	18	NUT, HEX NY-LOCK (303)
1	17253	2	PIPE, TUB GUARD 144" LG. (303)	5	100713	14	WASHER, FLAT (203)
2	18238	6	PIPE, TUB GUARD 76" LG. (203)	5	100713	16	WASHER, FLAT (253)
2	18238	6	PIPE, TUB GUARD 76" LG. (253)	5	100713	18	WASHER, FLAT (303)
2	18238	7	PIPE, TUB GUARD 76" LG. (303)	6	17256	4	PIPE, GUARD SPACER 3/4 LG.
3	102127	14	SCREW, HEX HD CAP (203)	*7	102777	1	DECAL, TUB GUARD

NOTE: * TUB GUARD ASSEMBLIES INCLUDE ALL PARTS SHOWN.
*7 INSTALL NEXT TO LADDER.

STATIONARY PARTS



A7402.DWG

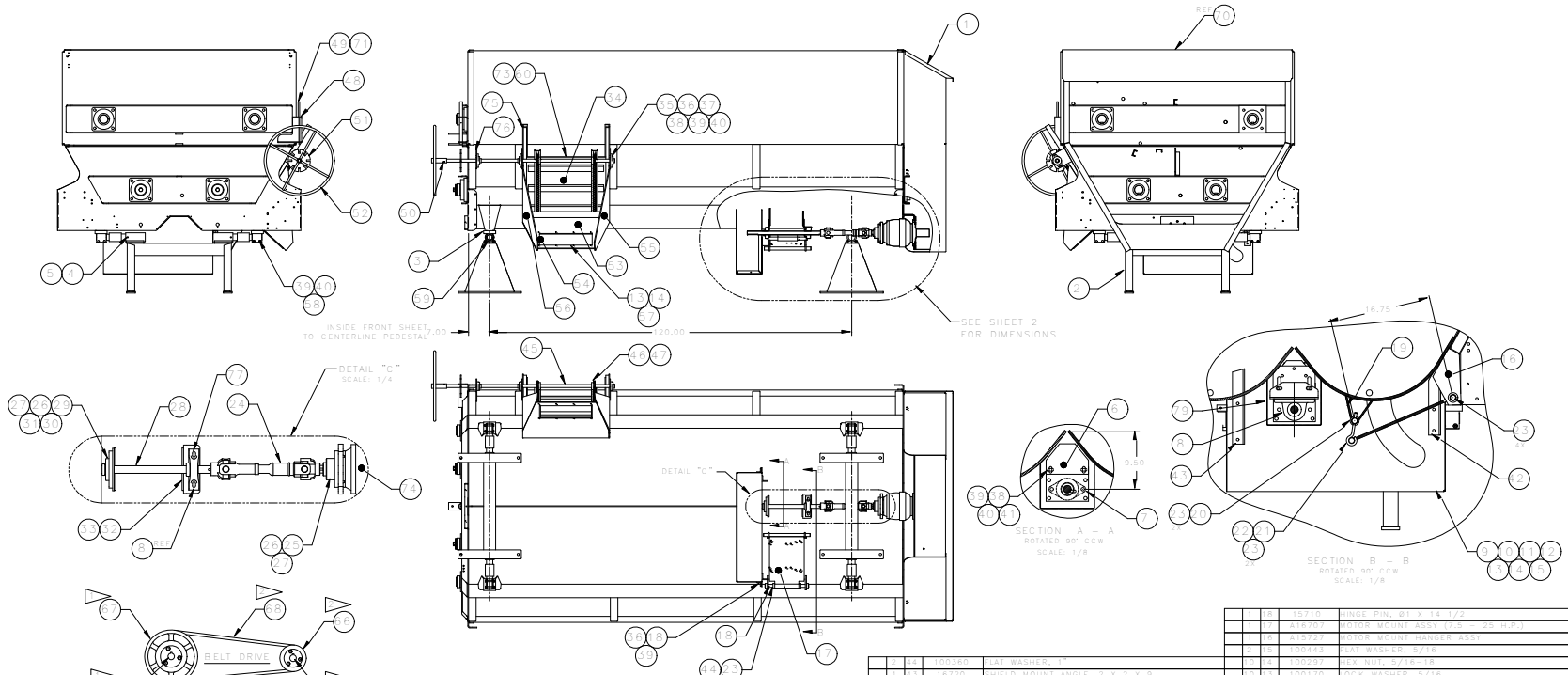
STATIONARY PARTS

ITEM	PART #	QTY	DESCRIPTION	ITEM	PART #	QTY	DESCRIPTION
1	A17292	1	HAND WHEEL ASSEMBLY	18	102001	1	BUSHING, 1 1/8 ID (203,253)
2	100380	1	SCREW	18	102000	1	BUSHING, 1 3/8 ID (203,253)
3	100271	21	WASHER, LOCK	18	102378	1	BUSHING, 1 3/8 ID (303)
4	100254	17	NUT	18	102374	1	BUSHING, 1 5/8 ID (303)
5	17286	1	HANDLE, DOOR LOCK	19	101997	1	SHEAVE (203,253)
6	A17285	1	DOOR LOCK ASSEMBLY	19	102373	1	SHEAVE (303)
7	100092	1	SPROCKET	20	102105	1	PLANETARY REDUCER 21:1
8	34990	1	KEY	21	A15707	1	INPUT ADAPTER ASSEMBLY
9	17122	1	SHAFT, DOOR OPENER	22	10983	2	KEY
10	101996	6	SCREW	23	101994	2	CHAIN COUPLING HALF
13	101442	3	BEARING	24	101875	1	CHAIN (FOR COUPLING)
14	A17119	1	DISCHARGE DOOR ASS'Y	25	101876	1	COVER
15	101998	1	SHEAVE (203,253)	26	100055	1	BEARING, PILLOW BLOCK
15	102376	1	SHEAVE (303)	27	101444	10	SCREW
16	102002	1	BUSHING (203,253)	28	100272	10	WASHER, LOCK
16	102377	1	BUSHING (303)	29	300826	6	NUT
17	101999	3	BELT, V (203,253)	30	16882	1	SHAFT, DRIVE
17	102375	5	BELT, V (303)	31	302072C	1	BEARING, TWO BOLT
				32	100300	11	WASHER, FLAT

NOTE: THE ABOVE IS THE STANDARD SET UP. MANY TIMES THE DRIVE COMPONENTS ARE SPECIAL ORDERED OR MODIFIED IN THE FIELD. THEREFORE, YOU MUST VERIFY BELTS, SHEAVES, AND BUSHING SPECIFICATIONS BEFORE ORDERING.

STATIONARY DRIVE / WITH WELDED DRIVE SHAFT 303

REV	DESCRIPTION OF CHANGE	ECD NO
B	REVISED AND REDRAWN	18-85



NOTE:

- ▽ INSTALL ITEMS 64, 67 & 69 PRIOR TO SHIPPING
- ▽ ITEMS 65, 66 & 68 ARE TO BE SHIPPED LOOSE
- ▽ PLACE (1) DEE RING ON INSIDE OF BOTH MIXER STANDS
- ▽ PLACE (12) DEE RINGS EQUALLY SPACED ON RIGHT SIDE OF MIXER UNDER 3 X 5 RAIL TUBE

1	179	25550	DRIVELINE SHARD, 7-1/2" X 3/4" X .35
2	18	100514	COE RING
3	100218	DRIVELINE WHEEL, 17/8" X 1/2" X 1/2"	
4	100222	DRIVELINE WHEEL, 17/8" X 1/2" X 1/2"	
5	100227	DRIVELINE WHEEL, 17/8" X 1/2" X 1/2"	
6	100227	DRIVELINE WHEEL, 17/8" X 1/2" X 1/2"	
7	100227	DRIVELINE WHEEL, 17/8" X 1/2" X 1/2"	
8	100227	DRIVELINE WHEEL, 17/8" X 1/2" X 1/2"	
9	100227	DRIVELINE WHEEL, 17/8" X 1/2" X 1/2"	
10	100227	DRIVELINE WHEEL, 17/8" X 1/2" X 1/2"	
11	100227	DRIVELINE WHEEL, 17/8" X 1/2" X 1/2"	
12	100227	DRIVELINE WHEEL, 17/8" X 1/2" X 1/2"	
13	100227	DRIVELINE WHEEL, 17/8" X 1/2" X 1/2"	
14	100227	DRIVELINE WHEEL, 17/8" X 1/2" X 1/2"	
15	100227	DRIVELINE WHEEL, 17/8" X 1/2" X 1/2"	
16	100227	DRIVELINE WHEEL, 17/8" X 1/2" X 1/2"	
17	100227	DRIVELINE WHEEL, 17/8" X 1/2" X 1/2"	
18	100227	DRIVELINE WHEEL, 17/8" X 1/2" X 1/2"	
19	100227	DRIVELINE WHEEL, 17/8" X 1/2" X 1/2"	
20	100227	DRIVELINE WHEEL, 17/8" X 1/2" X 1/2"	
21	100227	DRIVELINE WHEEL, 17/8" X 1/2" X 1/2"	
22	100227	DRIVELINE WHEEL, 17/8" X 1/2" X 1/2"	
23	100227	DRIVELINE WHEEL, 17/8" X 1/2" X 1/2"	
24	100227	DRIVELINE WHEEL, 17/8" X 1/2" X 1/2"	
25	100227	DRIVELINE WHEEL, 17/8" X 1/2" X 1/2"	
26	100227	DRIVELINE WHEEL, 17/8" X 1/2" X 1/2"	
27	100227	DRIVELINE WHEEL, 17/8" X 1/2" X 1/2"	
28	100227	DRIVELINE WHEEL, 17/8" X 1/2" X 1/2"	
29	100227	DRIVELINE WHEEL, 17/8" X 1/2" X 1/2"	
30	100227	DRIVELINE WHEEL, 17/8" X 1/2" X 1/2"	
31	100227	DRIVELINE WHEEL, 17/8" X 1/2" X 1/2"	
32	100227	DRIVELINE WHEEL, 17/8" X 1/2" X 1/2"	
33	100227	DRIVELINE WHEEL, 17/8" X 1/2" X 1/2"	

1	100227	DRIVELINE WHEEL, 17/8" X 1/2" X 1/2"
2	100227	DRIVELINE WHEEL, 17/8" X 1/2" X 1/2"
3	100227	DRIVELINE WHEEL, 17/8" X 1/2" X 1/2"
4	100227	DRIVELINE WHEEL, 17/8" X 1/2" X 1/2"
5	100227	DRIVELINE WHEEL, 17/8" X 1/2" X 1/2"
6	100227	DRIVELINE WHEEL, 17/8" X 1/2" X 1/2"
7	100227	DRIVELINE WHEEL, 17/8" X 1/2" X 1/2"
8	100227	DRIVELINE WHEEL, 17/8" X 1/2" X 1/2"
9	100227	DRIVELINE WHEEL, 17/8" X 1/2" X 1/2"
10	100227	DRIVELINE WHEEL, 17/8" X 1/2" X 1/2"
11	100227	DRIVELINE WHEEL, 17/8" X 1/2" X 1/2"
12	100227	DRIVELINE WHEEL, 17/8" X 1/2" X 1/2"
13	100227	DRIVELINE WHEEL, 17/8" X 1/2" X 1/2"
14	100227	DRIVELINE WHEEL, 17/8" X 1/2" X 1/2"
15	100227	DRIVELINE WHEEL, 17/8" X 1/2" X 1/2"
16	100227	DRIVELINE WHEEL, 17/8" X 1/2" X 1/2"
17	100227	DRIVELINE WHEEL, 17/8" X 1/2" X 1/2"
18	100227	DRIVELINE WHEEL, 17/8" X 1/2" X 1/2"
19	100227	DRIVELINE WHEEL, 17/8" X 1/2" X 1/2"
20	100227	DRIVELINE WHEEL, 17/8" X 1/2" X 1/2"
21	100227	DRIVELINE WHEEL, 17/8" X 1/2" X 1/2"
22	100227	DRIVELINE WHEEL, 17/8" X 1/2" X 1/2"
23	100227	DRIVELINE WHEEL, 17/8" X 1/2" X 1/2"
24	100227	DRIVELINE WHEEL, 17/8" X 1/2" X 1/2"
25	100227	DRIVELINE WHEEL, 17/8" X 1/2" X 1/2"
26	100227	DRIVELINE WHEEL, 17/8" X 1/2" X 1/2"
27	100227	DRIVELINE WHEEL, 17/8" X 1/2" X 1/2"
28	100227	DRIVELINE WHEEL, 17/8" X 1/2" X 1/2"
29	100227	DRIVELINE WHEEL, 17/8" X 1/2" X 1/2"
30	100227	DRIVELINE WHEEL, 17/8" X 1/2" X 1/2"
31	100227	DRIVELINE WHEEL, 17/8" X 1/2" X 1/2"
32	100227	DRIVELINE WHEEL, 17/8" X 1/2" X 1/2"
33	100227	DRIVELINE WHEEL, 17/8" X 1/2" X 1/2"

STATIONARY MIXER
303

47402

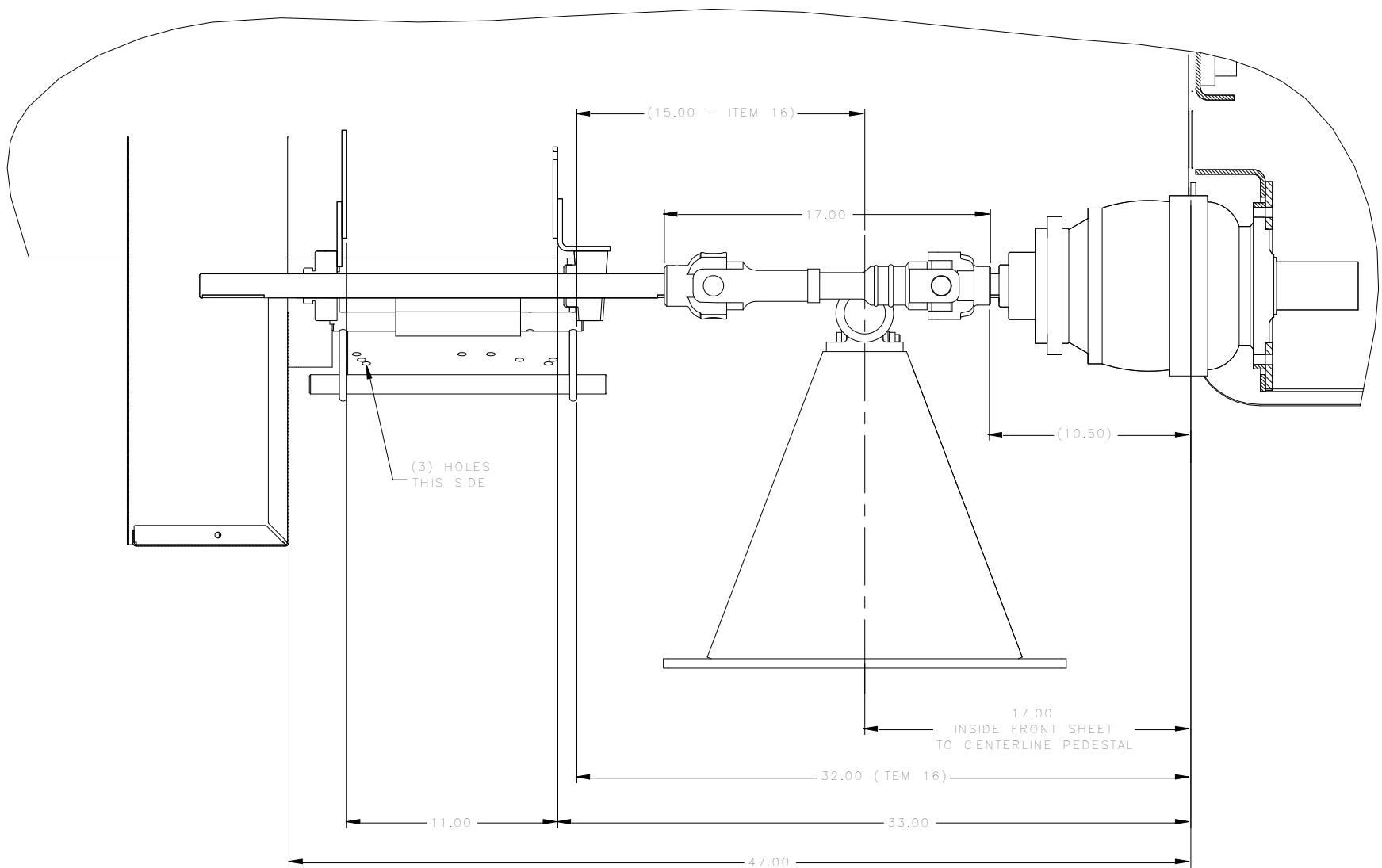
INTERNATIONAL
INC.

SEE 7391 FOR 203 & 253

REPORT ERRORS TO ENGINEERING DEPARTMENT

STATIONARY DRIVE / WITH WELDED DRIVE SHAFT 203 & 253

REV	LET	DESCRIPTION OF CHANGE	ECO No
REV	REVDESC		ECONO



CAD DRAWING - DO NOT REVISE MANUALLY
REPORT ERRORS TO ENGINEERING DEPARTMENT

QTY	ITEM	PART NO	DESCRIPTION
MATL SIZE	UNIT	MATL NO	MATERIAL DESCRIPTION
CUSTOMER		RELEASE ECO#	
STATIONARY MIXER		FINAL ASSY	
203 & 253		203, 253	
DATE	DRAWING NO	REV	DRAWN BY
C	A7391S2	NR	SJC
COMP NO 7000/7400			DATE
			4/18/05
CHECKED BY:		APPROVED BY:	
DATE:		DATE:	

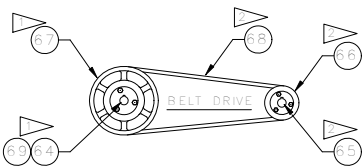
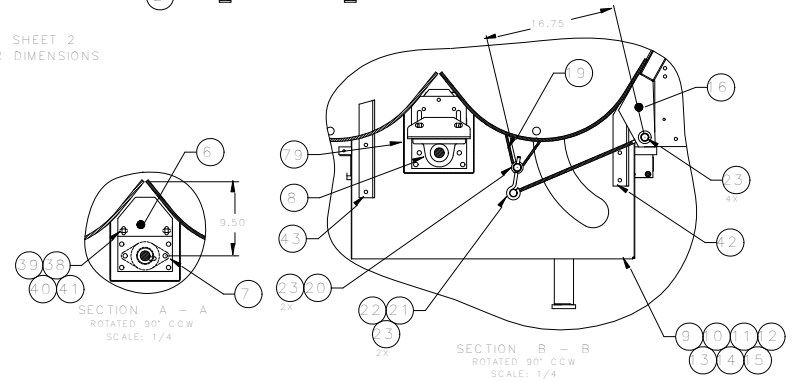
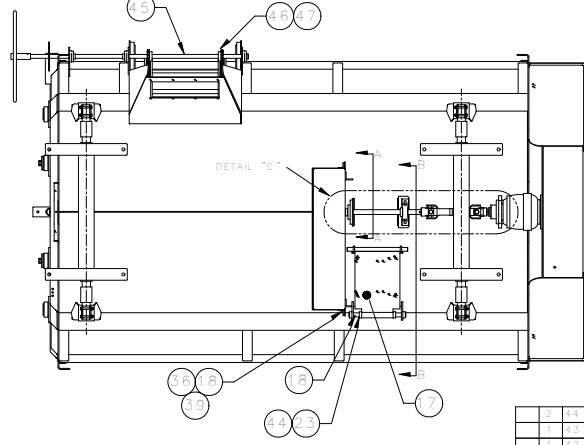
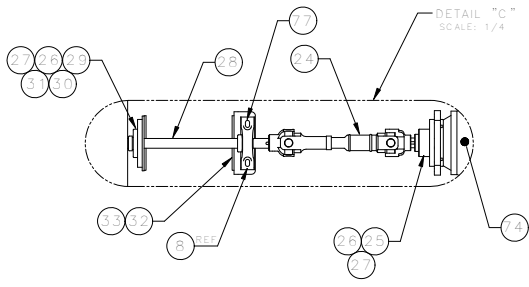
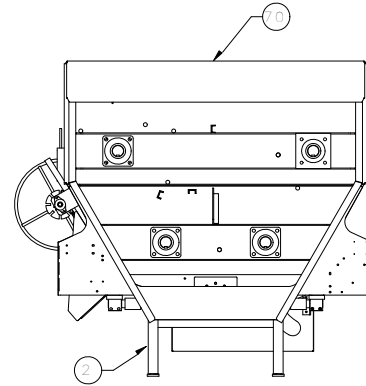
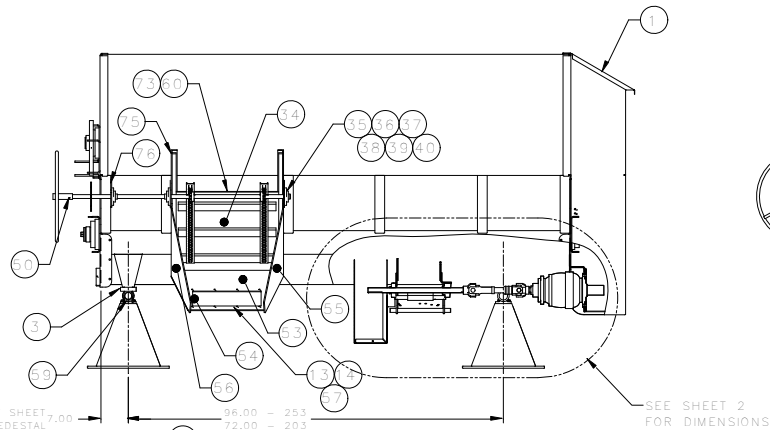
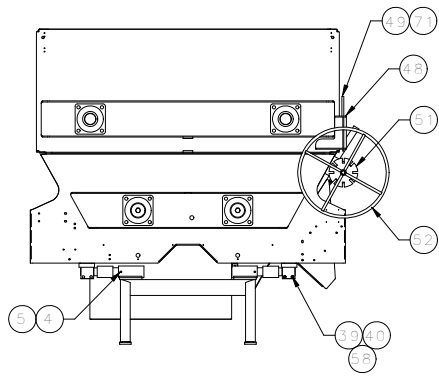
HARSH INTERNATIONAL
INC.

PO BOX 7
CANTON, CO 80610

Unless Otherwise Specified:
All Dimensions in inches
All Machine Surfaces
12.5°
Break for Sharp Corners
.010-Max.

Tolerances:
Dec. .xx4.03
xxx4.005
Frac. 4/16"
Angles 4 1'

REV	DESCRIPTION OF CHANGE	ECO. NO.
D	REVISED AND REDRAWN	4-18-05



NOTE:

▽▽▽ INSTALL ITEMS 64, 67 & 69 PRIOR TO SHIPPING

▽▽ ITEMS 65, 66 & 68 ARE TO BE SHIPPED LOOSE

▽ PLACE (1) DEE RING ON INSIDE OF BOTH MIXER STANDS

▽ PLACE (12) DEE RINGS EQUALLY SPACED ON RIGHT SIDE OF MIXER UNDER 3 X 5 RAIL TUBE

1	64	101997	SHEAVE, 3V BELT 5.55 O.D.
2	65	102001	BUSHING, SH 1 1/8 BORE
3	65	102000	BUSHING, SH 1 3/8 BORE
4	64	102002	BUSHING, SK 1 1/4 BORE
5	63	100221	HEX NUT, 1/4-20
6	62	100394	LOCK WASHER, 1/4
7	61	101819	HEX HEAD SCREW, 1/4-20 X 3/4
8	60	16787	DOOR FILLER (TOP)
9	59	16814	DOOR BAR SPACER ASSY
10	58	102237	HEX HEAD SCREW, 3/8-18 X 3
11	57	102283	TRUSS HEAD SCREW, 3/8-18 X 3/4
12	56	16783	DISCHARGE CHUTE SIDE (LEFT)
13	55	16784	DISCHARGE CHUTE SIDE (RIGHT)
14	54	100585	DISCHARGE MAGNET
15	53	16785	DISCHARGE CHUTE BOTTOM
16	52	A17292	HAND WHEEL ASSY, Ø3 1/2 OD
17	51	17113	WHEEL LOCK PLATE
18	50	100380	HEX HEAD SCREW, 5/16-18 X 2 1/4
19	49	A17285	DOOR LOCK HANDLE W/ PIN
20	48	17124	DOOR LOCK MOUNT
21	47	34990	KEY, 1/4 X 1 1/4
22	46	100692	SPROCKET, #40B13 1" BORE
23	45	17122	WHEEL SHAFT, Ø1" X 5R

2	44	100360	FLAT WASHER, 1"
3	43	16720	SHIELD MOUNT ANGLE, 2 X 2 X 9
4	42	16721	SHIELD MOUNT ANGLE, 2 X 2 X 12 1/2
5	41	100692	HEX HEAD SCREW, 3/8-16 X 1 1/2
6	40	100254	HEX NUT, 3/8-16
7	39	100271	LOCK WASHER, 3/8
8	38	100380	FLAT WASHER, 3/8
9	37	101996	CARRIAGE HEAD SCREW, 3/8-16 X 1 1/2
10	36	10442	BEARING, 2 HOLE FLANGE - Ø1"
11	35	15741	BEARING MOUNT PLATE 1/4 X 5 X 5 1/2
12	34	16719	DISCHARGE DOOR 200'S STATIONARY
13	33	15180	DISCHARGE MOUNT ANGLE
14	32	15178	DRIVELINE HANGER PLATE
15	31	300826	HEX NUT, 1/2-13
16	30	100838	FLAT WASHER, 1/2
17	29	302072C	BEARING, 2 BOLT FLANGE, Ø1 1/4
18	28	16882	DRIVE SHAFT, Ø 1 1/4 X 26
19	27	100272	LOCK WASHER, 1/2
20	26	161444	HEX HEAD SCREW, 1/2-13 X 1 1/2
21	25	A15707	INPUT ADAPTER ASSY
22	24	A19804	DRIVE SHAFT ASSY
23	23	101829	LOCK COLLAR, Ø1" ID
24	22	100254	HEX NUT, 3/8-16
25	21	101840	EYE BOLT, 3/8-16 X 6
26	20	15733	HINGE PIN, Ø1 X 10 1/2
27	19	A16734	BELT TENSIONER ASSY

1	18	15716	HINGE PIN, Ø1 X 14 1/2
2	17	A16707	MOTOR MOUNT ASSY (7.5 - 25 H.P.)
3	16	A15227	MOTOR MOUNT HANGER ASSY
4	15	100443	FLAT WASHER, 5/16
5	14	100297	HEX NUT, 5/16-18
6	13	100170	LOCK WASHER, 5/16
7	12	101981	SPACER
8	11	300892C	HEX HEAD SCREW, 5/16-18 X 1 1/4
9	10	A17527	BELT GUARD ASSY - REAR
10	9	A17525	BELT GUARD ASSY - FRONT
11	8	100055	BEARING, FILLER BLOCK, Ø1 1/4
12	7	15713	BELT DRIVE BEARING MOUNT PLATE
13	6	15712	BEARING MOUNT PLATE
14	5	101985	HEX LOCK NUT, 3/8-16
15	4	100845	HEX HEAD SCREW, 3/8-16 X 3 1/2
16	3	A13683	SCALE MOUNT TO TUB ASSY
17	2	A15720	STATIONARY MIXER STAND ASSY 35"
18	1	A7650	TUB GROUP - 253
19		A7651	TUB GROUP - 263
20			
21			
22			
23			
24			
25			
26			
27			
28			
29			
30			

REV	DESCRIPTION	DATE	BY	CHECKED

STATIONARY MIXER
203 & 253

REV D A7391 SHEET 1 of 2
7800/7350
SCALE 1/16
4/18/05

DESIGNED BY: [Signature]
DRAWN BY: [Signature]
CHECKED BY: [Signature]
DATE: [Signature]

HARSH INTERNATIONAL
INC. 7800/7350

SEE 7402 FOR 303

CAD DRAWING - DO NOT REUSE MANUALLY
REPORT ERRORS TO ENGINEERING DEPARTMENT

